



---

# 2020-21 CAPER

---

## Consolidated Annual Performance and Evaluation Report

---

City of Visalia

---



## Table of Contents

CR-05 - Goals and Outcomes .....	4
CR-10 - Racial and Ethnic composition of families assisted .....	8
CR-15 - Resources and Investments 91.520(a) .....	9
CR-20 - Affordable Housing 91.520(b) .....	16
CR-25 - Homeless and Other Special Needs 91.220(d, e); 91.320(d, e); 91.520(c) .....	18
CR-30 - Public Housing 91.220(h); 91.320(j) .....	22
CR-35 - Other Actions 91.220(j)-(k); 91.320(i)-(j).....	23
CR-40 - Monitoring 91.220 and 91.230.....	27
CR-45 - CDBG 91.520(c) .....	29
CR-50 - HOME 91.520(d).....	30
Attachment A: Accomplishments .....	32
Attachment A-1: Cover Page.....	33
Attachment A-2: 2020-21 HOME & CDBG Expenditures and Accomplishments.....	34
Attachment A-3: City Council Staff Report .....	35
Attachment A-4: City Council Resolution.....	40
Attachment B: Citizen Participation.....	41
Attachment B-1: Public Notice –English .....	42
Attachment B-2: Public Notice – Legal Ad .....	43
Attachment B-3: Public Notice Legal Ad English Certification .....	44
Attachment B-4: Public Notice- Spanish .....	45
Attachment B-5: Public Notice Legal Ad - Spanish.....	46
Attachment B-6: Public Notice Legal Ad Spanish Certification .....	47
Attachment B-7: City Website – CDBG Public Notice Page.....	48
Attachment B-8: Continuum of Care Listserv Post .....	49
Attachment B-9: Citizen Participation Summary .....	50
Attachment C: Continuum of Care Reports .....	51
Attachment C-1: Point in Time Survey Report.....	52



Attachment C-2: Project Homeless Connect Report..... 54

Attachment D: IDIS Reports ..... 58

Attachment D-1: PR-26 CDBG Financial Summary Report..... 59

Attachment D-2: PR-26 CDBG-CV Financial Summary Report ..... 62

Adjustment Narrative ..... 62

Attachment D-3: PR-26 CDBG-CV Financial Summary Report ..... 63

Attachment D-4: PR-09 CDBG Program Income Detail Report ..... 64

Attachment D-5: PR-26 CDBG & CV Activity Summary Report ..... 65

Attachment D-6: PR-02 CDBG & CV Project Activities Report ..... 66

Attachment D-7: PR 23 CDBG Accomplishments..... 67



## CR-05 - Goals and Outcomes

### Progress the jurisdiction has made in carrying out its strategic plan and its action plan.

#### 91.520(a)

*This could be an overview that includes major initiatives and highlights that were proposed and executed throughout the program year.*

The Program Year (PY) 2020 Consolidated Annual Performance and Evaluation Report (CAPER) covers the period of July 1, 2020 through June 30, 2021. The CAPER provides a general assessment of the City's progress in carrying out goals identified in the City's five-year Consolidated Plan (ConPlan) during the 2020 Fiscal Year with the use of Community Development Block Grant (CDBG) and HOME Investment Partnership (HOME) funds, provided by the U. S. Department of Housing and Urban Development (HUD), primarily to benefit Low- and Moderate-Income persons (LMI) and/or areas. The PY 2020 was the first year of the City of Visalia's five-year (2020-2024) Consolidated Plan.

For Program Year 2020, CDBG resources included \$1,305,306 in grant allocation; \$645,623 in prior year resources; \$170,692.93 in program income and \$1,507,850 in CDBG CARES Act funds for a total of \$3,548,383. The CDBG expenditures for the year were \$2,219,923, of which, \$15,519 are prior year CDBG Code Enforcement expenses that were not included in PY 2019 CAPER. The CDBG grant ending balance of \$1,340,456 will be carried into the 2021 Annual Action Plan. Program Year 2020 CDBG accomplishments consisted of public services, the Continuum of Care support, Family Services case management for permanent supportive housing voucher clients, Family Services homeless street outreach, Kings View PATH program, code enforcement, planning, and administration.

The City was also awarded CDBG CARES Act (CDBG-CV) funds in the amount of \$767,987 in CARES Act Round I and \$739,863 in CARES Act Round II, for a total of \$1,507,850 in CDBG-CV funds. The City also provided an additional \$160,669 of CDBG entitlement funds toward CARES Act projects. The CDBG-CV projects included a Food Assistance Program and a Subsistence Payment Program to provide emergency rental/mortgage and/or utility assistance to income qualifying households that have been directly impacted by the COVID-19 pandemic. The CDBG-CV food program distributed 13,073 food boxes to low- and moderate-income households that were financially impacted by COVID-19. The CDBG-CV subsistence payments program assisted 427 qualifying households with rental, mortgage and/or utilities assistance to prevent eviction and/or cutoff of services that were directly impacted by the COVID-19.

For Program Year 2020, HOME resources included \$543,236 in grant allocation, \$2,565,900 in prior year resources, and \$374,078 in program income for a total of \$3,483,215. The HOME expenditures for the year were \$103,749, of which, \$11,634 are prior year HOME expenses that were not included in PY 2019 CAPER. The prior year HOME expenses include \$77 in PY 2019 HOME administration, and \$11,557 in PY 2019 Tenant Based Rental Assistance (TBRA). The Tenant Based Rental Assistance program benefited six (6) households during Program Year 2020. HOME ending grant balance of \$3,391,099 are committed to project as approved in the 2021 Annual Action Plan, which include construction of 5-single family homes on NW 5th Ave, the Lofts Project, and the Sequoia Village Project. HOME projects were delayed



in PY 2020 due to the COVID-19 pandemic. These projects are expected to take place during the program year 2021. Full accomplishments will be shown in Attachment “A-2”.

**Comparison of the proposed versus actual outcomes for each outcome measure submitted with the consolidated plan and explain, if applicable, why progress was not made toward meeting goals and objectives. 91.520(g)**

*Categories, priority levels, funding sources and amounts, outcomes/objectives, goal outcome indicators, units of measure, targets, actual outcomes/outputs, and percentage completed for each of the grantee’s program year goals.*

Goal	Category	Source / Amount	Indicator	Unit of Measure	Expected Strategic Plan	Actual Strategic Plan	Percent Complete	Expected Program Yr	Actual Program Yr	Percent Complete
Address community/ special needs services	Homeless Non-Homeless Special Needs	CDBG: \$57,472	Public service activities other than Low/Mod Income Housing Benefit	Persons Assisted	195	182	93%	195	182	93%
Address community / special needs services	Homeless Non-Homeless Special Needs	CDBG: \$1,199,772	Public service activities for Low/Mod Income Housing Benefit	Households Assisted	202	427	211%	202	427	211%
Address community/ special needs services	Homeless Non-Homeless Special Needs	CDBG: \$10,508	Homeless Person Overnight Shelter	Persons Assisted	1	3	300%	1	3	300%
Address community/ special needs services	Homeless Non-Homeless Special Needs	CDBG: \$0.00	Overnight/ Emergency Shelter/ Transitional Housing Beds	Beds	0	0	0%	0	0	0%
Address homeless needs	Homeless	CDBG: \$18,000	Public service activities other than Low/Mod Income Housing Benefit	Persons Assisted	2000	540	27%	400	540	135%



Address homeless needs	Homeless	CDBG: \$61,402	Public service activities for Low/ Mod Income Housing Benefit	Households Assisted	70	37	53%	14	37	264%
Create suitable living environment	Affordable Housing	CDBG: \$0.00/ HOME: \$0.00	Homeowner Housing Rehabilitated	Household Housing Unit	18	0	0%	18	0	0%
Create suitable living environment	Affordable Housing	CDBG: \$0.00/ HOME: \$28,333	Tenant-based rental assistance/ Rapid Rehousing	Households Assisted	4	6	150%	4	6	150%
Create suitable living environment	Affordable Housing	CDBG: \$192,866/ HOME: \$0.00	Housing Code Enforcement/ Foreclosed Property Care	Household Housing Unit	1000	206	21%%	200	206	103%
Enhance community development	Non-Housing Community Development	CDBG: \$0.00	Public Facility/ Infrastructure Activities other than Low/Mod Income Housing Benefit	Persons Assisted	0	0	0%	8	0	0%
Increase affordable housing	Affordable Housing	HOME: \$0.00	Rental units constructed	Household Housing Unit	0	0	0%	11	0	0%
Increase affordable housing	Affordable Housing	HOME: \$0.00	Rental units rehabilitated	Household Housing Unit	0	0	0%	11	0	0%
Increase affordable housing	Affordable Housing	HOME: \$0.00	Homeowner Housing Added	Household Housing Unit	0	0	0%	5	0	0%
Increase affordable housing	Affordable Housing	HOME: \$0.00	Direct Financial Assistance to Homebuyers	Households Assisted	0	0	0%	7	0	0%



Planning & administration	Program administration	CDBG: \$209,667/ HOME: \$63,783	Other	Other	1	1	100%	1	1	100%
---------------------------	------------------------	--	-------	-------	---	---	------	---	---	------

**Table 1 - Accomplishments – Program Year & Strategic Plan to Date**

**Assess how the jurisdiction’s use of funds, particularly CDBG, addresses the priorities and specific objectives identified in the plan, giving special attention to the highest priority activities identified.**

Funds were allocated in alignment with the priorities identified in the City’s five-year Consolidated Plan and Annual Action Plan. Through the development of the 2020 - 2024 ConPlan community needs assessment, the City identified the following goals as "High" priority needs in the community:

- Affordable Housing
- Create Suitable Living Environment
- Address Community/Special Needs Services
- Address Homeless Needs
- Enhance Community Development

The City makes every effort to meet the priority needs of the community through the provision of many programs. During the PY 2020, the City recognized the recent developed high priorities as a result of the coronavirus pandemic. The City focused efforts in providing as much relief to individuals and households directly impacted by the coronavirus. The City implemented a Subsistence Payment Program to assist qualifying households with emergency rental/mortgage and/or utilities assistance to prevent evictions and/or utility service cut off. The City of Visalia Subsistence Payment Program assisted 427 low-income Visalia households that were impacted by the COVID-19 pandemic. The City also administered a emergency food program with the Central California Food Bank. The Central California Food Bank provided 13,073 food distributions to low-moderate income Visalia households impacted by the COVID-19 pandemic.



**CR-10 - Racial and Ethnic composition of families assisted**

**Describe the families assisted (including the racial and ethnic status of families assisted).  
91.520(a)**

<b>Race:</b>	<b>CDBG</b>	<b>HOME</b>
White	1038	14
Black or African American	71	0
Asian	19	0
American Indian or American Native	52	0
Native Hawaiian or Other Pacific Islander	6	0
<b>Total</b>	<b>1186</b>	<b>14</b>
<b>Ethnicity:</b>	<b>CDBG</b>	<b>HOME</b>
Hispanic	533	11
Not Hispanic	653	3

**Table 2 – Table of assistance to racial and ethnic populations by source of funds**

**Narrative**

The City and partner organizations identifies priority needs and offers eligible CDBG and HOME services to low-and moderate-income persons and/or households regardless of their race or ethnic background. The information in CR-10 is generated by client demographics that participated in a CDBG or HOME funded program The populated data referenced above does not include low-moderate areas activities, such as, Code Enforcement or the CV Food Assistance Program. \*Hispanic and mixed-race data is captured with white race data, then categorized appropriately under ethnicity data.





## CR-15 - Resources and Investments 91.520(a)

### Identify the resources made available

Source of Funds	Source	Resources Made Available	Amount Expended During Program Year
CDBG	public - federal	3,548,383	2,219,923
HOME	public - federal	3,483,215	103,749

Table 3 - Resources Made Available

### Narrative

The City of Visalia’s total CDBG resources of \$3,548,383 for 2020 consisted of the following:

- Grant Allocation - \$1,305,306
- Prior Year Carryover - \$645,623
- CARES Act - \$1,507,850
- Program Income - \$89,603

CDBG expenditures for 2020 were \$2,219,923, of which, \$15,519 are prior year CDBG Code Enforcement expenses that were not included in PY 2019 CAPER. There is a carryover of \$1,328,459 in grant allocation toward projects identified in the 2021 Annual Action Plan. The City was also awarded CDBG CARES Act (CDBG-CV) funds in the amount of \$767,987 in CARES Act Round I and \$739,863 in CARES Act Round II, for a total of \$1,507,850 in CDBG-CV funds. CDBG-CV projects include a food assistance program and subsistence payment program to provide emergency rental/mortgage and utility assistance to income qualifying households that have been directly impacted by the coronavirus pandemic.

The City of Visalia’s total HOME resources of \$3,483,215 for 2020 consist of:

- Grant Allocation - \$543,236
- Prior Year Carryover - \$2,565,900
- 2020 Program Income - \$374,078

HOME expenditures for 2020 were \$103,749, of which, \$11,634 are prior year HOME expenses that were not included in PY 2019 CAPER. HOME Carryover is \$3,379,465 toward projects identified in the 2021 Annual Action Plan. The HOME commitment includes the Tenant Based Rental Assistant participants, construction of five (5) single-family homes on NW 5th Avenue, and an 81-unit multi-family mixed use development known as the Lofts Project, and the Sequoia Village Project.

Program income is generated from repayment of First Time Homebuyer and Owner-Occupied Rehabilitation CDBG and/or HOME loans, and recycled funds from the resell of SHE CHDO single family homes.



### Identify the geographic distribution and location of investments

Target Area	Planned Percentage of Allocation	Actual Percentage of Allocation	Narrative Description
Citywide	77	72	Citywide
LMI Tracts	23	28	LMI Census Tracts

Table 4 – Identify the geographic distribution and location of investments

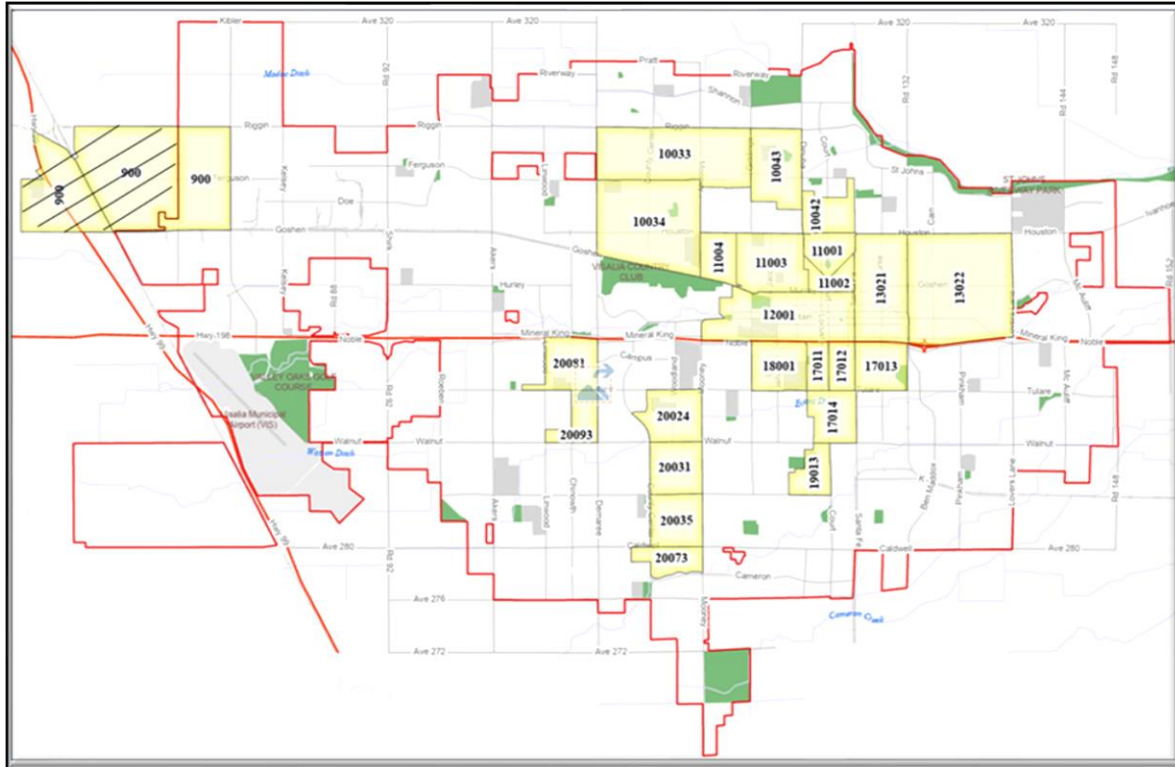
### Narrative

The City does not specifically target areas, except to identify low/mod census tract areas for the use of funding for eligible projects/programs, such as Code Enforcement and CV Food Assistance Program, which lie within such areas.

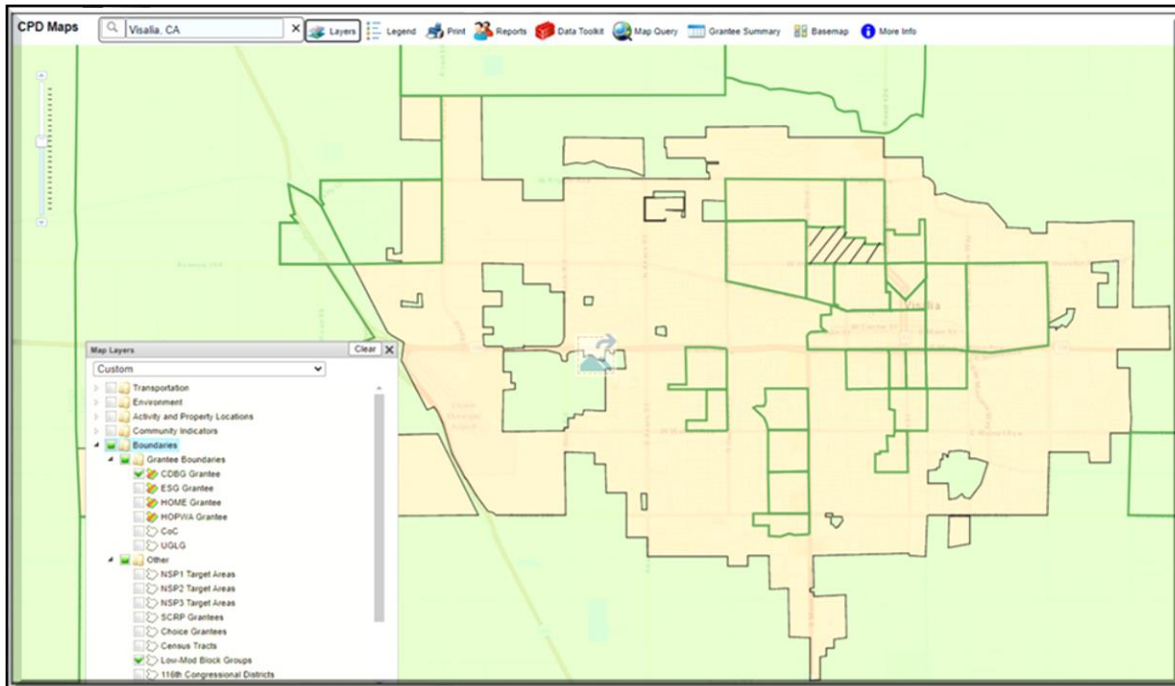
Visalia Citywide: The City of Visalia (City) is in the northwestern area of the County of Tulare (County) in the Central San Joaquin Valley of California. It is the largest city in the County and is currently home to approximately 139,254 residents as per California Dept. of Finance, January 2021. This is an increase of 0.6% since January of 2020 which was estimated at 138,456 (Finance, 2021). The City covers approximately 36 square miles and is surrounded by farmland, leading the agricultural industry which is its top economic driver.

### IDIS Low/Mod Census Tracts (eligible CDBG Target Areas)

Low-Mod Income (LMI) concentration is defined as census tracts where at least 51% of the median household income is 80% or less than the jurisdiction as a whole. The City's PY 2020-21 CDBG boundaries are shown below in 2020 CDBG Low-Mod target area maps.



Map 1: 2020 CDBG Low-Mod Target Areas



Map 2: HUD's Mapping of 2020 CDBG Low-Mod Areas



## Leveraging

**Explain how federal funds leveraged additional resources (private, state and local funds), including a description of how matching requirements were satisfied, as well as how any publicly owned land or property located within the jurisdiction that were used to address the needs identified in the plan.**

CDBG and HOME allocations are leveraged through the City’s partnerships. For example, CDBG public service dollars leverage state and other federal funding for homeless grant funding obtained by local non-profit agencies through the State of California and HUD including funding through the Continuum of Care. As it relates to the HOME Match Leveraging, all Participating Jurisdictions must contribute or match 25 cents for each dollar of HOME funds spent on affordable housing. The HOME statute provides for a reduction (50%) of the matching contribution requirement under three conditions: 1) fiscal distress; 2) severe fiscal distress, and; 3) for Presidentially declared major disasters covered under the Stafford Act.

For PY 2020, the City utilized HUD approved HOME waivers and suspensions of HOME program requirements in response to the COVID-19 pandemic. The matching requirement for PJ’s in areas covered by a major disaster declaration is reduced by 100% for FY 2020 and FY 2021. This match reduction applies to funds expended between October 1, 2019 and September 30, 2021.

<b>Fiscal Year Summary – HOME Match</b>	
1. Excess match from prior Federal fiscal year	\$5,640,174.67
2. Match contributed during current Federal fiscal year	\$0.00
3. Total match available for current Federal fiscal year (Line 1 plus Line 2)	\$5,640,174.67
4. Match liability for current Federal fiscal year	\$0.00
5. Excess match carried over to next Federal fiscal year (Line 3 minus Line 4)	\$5,640,174.67

**Table 5 – Fiscal Year Summary - HOME Match Report**



Match Contribution for the Federal Fiscal Year								
Project No. or Other ID	Date of Contribution	Cash (non-Federal sources)	Foregone Taxes, Fees, Charges	Appraised Land/Real Property	Required Infrastructure	Site Preparation, Construction Materials, Donated labor	Bond Financing	Total Match
HOME TBRA (Contract Executed)	07/01/2019	215,746.73	0	0	0	0	0	215,746.73

Table 6 – Match Contribution for the Federal Fiscal Year

**HOME MBE/WBE report**

Program Income – Enter the program amounts for the reporting period				
Balance on hand at begin-ning of reporting period \$	Amount received during reporting period \$	Total amount expended during reporting period \$	Amount expended for TBRA \$	Balance on hand at end of reporting period \$
988,395.76	374,078.27	94,676.28	39,810.22	1,267,797.75

Table 7 – Program Income



<b>Minority Business Enterprises and Women Business Enterprises – Indicate the number and dollar value of contracts for HOME projects completed during the reporting period</b>						
	Total	Minority Business Enterprises				White Non-Hispanic
		Alaskan Native or American Indian	Asian or Pacific Islander	Black Non-Hispanic	Hispanic	
<b>Contracts</b>						
Dollar Amount	0	0	0	0	0	0
Number	0	0	0	0	0	0
<b>Sub-Contracts</b>						
Number	0	0	0	0	0	0
Dollar Amount	0	0	0	0	0	0
	Total	Women Business Enterprises	Male			
<b>Contracts</b>						
Dollar Amount	0	0	0			
Number	0	0	0			
<b>Sub-Contracts</b>						
Number	0	0	0			
Dollar Amount	0	0	0			

**Table 8 - Minority Business and Women Business Enterprises**

<b>Minority Owners of Rental Property – Indicate the number of HOME assisted rental property owners and the total amount of HOME funds in these rental properties assisted</b>						
	Total	Minority Property Owners				White Non-Hispanic
		Alaskan Native or American Indian	Asian or Pacific Islander	Black Non-Hispanic	Hispanic	
Number	0	0	0	0	0	0
Dollar Amount	0	0	0	0	0	0

**Table 9 – Minority Owners of Rental Property**



<b>Relocation and Real Property Acquisition</b> – Indicate the number of persons displaced, the cost of relocation payments, the number of parcels acquired, and the cost of acquisition						
Parcels Acquired		0		0		
Businesses Displaced		0		0		
Nonprofit Organizations Displaced		0		0		
Households Temporarily Relocated, not Displaced		0		0		
Households Displaced	Total	Minority Property Enterprises				White Non-Hispanic
		Alaskan Native or American Indian	Asian or Pacific Islander	Black Non-Hispanic	Hispanic	
Number	0	0	0	0	0	0
Cost	0	0	0	0	0	0

**Table 10 – Relocation and Real Property Acquisition**



## CR-20 - Affordable Housing 91.520(b)

Evaluation of the jurisdiction's progress in providing affordable housing, including the number and types of families served, the number of extremely low-income, low-income, moderate-income, and middle-income persons served.

	One-Year Goal	Actual
Number of Homeless households to be provided affordable housing units	1	6
Number of Non-Homeless households to be provided affordable housing units	10	0
Number of Special-Needs households to be provided affordable housing units	0	0
<b>Total</b>	<b>11</b>	<b>6</b>

Table 11 – Number of Households

	One-Year Goal	Actual
Number of households supported through Rental Assistance	4	6
Number of households supported through The Production of New Units	0	0
Number of households supported through Rehab of Existing Units	0	0
Number of households supported through Acquisition of Existing Units	0	0
<b>Total</b>	<b>4</b>	<b>6</b>

Table 12 – Number of Households Supported

### Discuss the difference between goals and outcomes and problems encountered in meeting these goals.

As it relates to HOME funds, under regulation 24, CFR 91.520 (b), the City provided Tenant-Based Rental Assistance to six households. Due to the 2020 coronavirus pandemic, many projects were delayed, such as, the Senior Mobile Home Repair Program and the Emergency Home Repair Program. Additional problems encountered during the PY 2020 included the need for Project Room Key type projects.

### Discuss how these outcomes will impact future annual action plans.

Due to the delays caused by the pandemic, many projects were funded in the Program Year 2021. The outcomes and challenges seen Program Year 2020 allowed for additional funding for our 2021 Annual Action Plan. As a result, the City is excited to see robust accomplishments in the upcoming Annual Action Plans. Large projects on future Annual Action Plans include a Navigation Center, 81-unit





multifamily complex known as the Lofts Project, and a 50-unit permanent supportive housing complex know as the Sequoia Village Project.

**Include the number of extremely low-income, low-income, and moderate-income persons served by each activity where information on income by family size is required to determine the eligibility of the activity.**

<b>Number of Households Served</b>	<b>CDBG Actual</b>	<b>HOME Actual</b>
Extremely Low-income	910	6
Low-income	215	0
Moderate-income	61	0
<b>Total</b>	<b>1,186</b>	<b>6</b>

**Table 13 – Number of Households Served**

**Narrative Information**

The data provided above includes client data from the Kings Tulare Homeless Alliance Continuum of Care, Family Services Voucher Program, Street Outreach Program, Kings View Path Program, Mental Health System Eden House Meal Assistance, CV Subsistence Payment Program, and HOME TBRA clients.



## **CR-25 - Homeless and Other Special Needs 91.220(d, e); 91.320(d, e); 91.520(c)**

**Evaluate the jurisdiction's progress in meeting its specific objectives for reducing and ending homelessness through:**

### **Reaching out to homeless persons (especially unsheltered persons) and assessing their individual needs**

The City of Visalia, in partnership with the Kings/Tulare Homeless Alliance (KTHA), works diligently to address homelessness within the city. KTHA serves as the local continuum of care coordinating efforts amongst service providers, faith-based partners, governmental agencies, and other key stakeholders. KTHA hosts multiple monthly meetings such as the Case Management Roundtable and Community/Stakeholder meeting.

Outreach efforts have been a key focus. The Kings View People Assisting the Homeless (PATH) team and KTHA Housing Navigators conduct ongoing outreach to connect people who are least likely to access resources. Since July 2020, approximately 186 people experiencing homelessness were assessed for housing through street outreach efforts. Of the 186 people assessed, 76 were assisted with permanent housing.

Due to the Coronavirus Pandemic, a PIT count was not done in January 2021. Nonetheless, outreach efforts have remained a key focus. The Kings View PATH team and KTHA Housing Navigators conducted ongoing outreach to connect people who are least likely to access resources. Since July 2020, approximately 188 people experiencing homelessness were assessed for housing through street outreach efforts. Of the 188 people assessed, 57 were referred to housing programs, and an additional 11 were assisted with permanent housing.

The Coordinated Entry System, operated by KTHA, includes virtually all homeless service providers within the City of Visalia. In addition to the Every Door Open approach, people experiencing homelessness can have an assessment completed by contacting 2-1-1.

Family Services Street Outreach Program continued to provide outreach during PY 2020. As a result, the Street Outreach Program provide case management services to 163 people experiencing homelessness and housed 40 individuals into permanent as well as transitional housing.

### **Addressing the emergency shelter and transitional housing needs of homeless persons**

Within the City of Visalia, there are several programs that provide emergency shelter and transitional housing for people experiencing homelessness:



Program Type	Organization Name	Program Name	Year-Round Beds
ES	Family Services of Tulare County	Karen's House	33
ES	KTHA/Tulare County HHSA	COVID Hotel Visalia #1	9
ES	Mental Health Systems	Eden House	22
ES	SSVF	EHA Tulare County	16
ES	RH Community Builders	Sequoia Village	53
ES	Visalia Rescue Mission	ONG	17
ES	Visalia Rescue Mission	Shelter of Hope	28
ES	Visalia Warming Center	Visalia Warming Center	33
TH	EMQ Families First Inc.	Crossroads T.A.Y. Housing	10
TH	Family Services of Tulare County	Transitional Housing + Services	10
TH	Visalia Rescue Mission	House of Hope	15
TH	Visalia Rescue Mission	House of Restoration	26
TH	Visalia Rescue Mission	Women's Transitional Program	4
ES=Emergency Shelter			
TH=Transitional Housing			

**Table 14– Homeless Program Type, Organization Name and Number of Beds**

The Housing Disability and Advocacy Program (HDAP) launched in July of 2018. The program is designed to assist people experiencing homelessness with a disabling condition with access to Social Security benefits. During the PY 2020, the program has assisted 21 clients within Tulare County. In addition to assisting with accessing SSI/SSDI, the program is designed to offer immediate housing assistance as the client works through the SSI approval process. Once a client is awarded their SSI, they are assisted with transition to a permanent housing situation.

The Visalia Warming Center operated a low barrier, non-congregate shelter from 1/12/2021 to 3/31/2021. 55 people were served during this time frame with 78 total beds. On average 10 people that were literally homeless stayed at the non-congregate shelter each night. The Visalia Warming Center partnered with Tulare County Health and Human Services Agency (HHSA), Kings View PATH program, and Kings/Tulare Homeless Alliance (KTHA) to provide housing assessments, mental health assistance, as well as other supports as needed.

In response to the COVID-19 Pandemic, KTHA, in partnership with Tulare County HHSA and other non-profits, launched the Project Roomkey (PRK) program. PRK was funded through the State of California as part of their efforts to combat COVID-19. PRK offered 62 non-congregate emergency shelter rooms to people with COVID-19 and people who are at a high risk of contracting COVID-19 in the City of Visalia. Wrap around services were also offered at PRK sites including case management. Kaweah Delta Healthcare District also provided on site COVID-19 testing and vaccinations.



Eden House is a 22-bed bridge housing facility for adults who are experiencing homelessness in Tulare County. The project is a partnership between Mental Health Services, Self-Help Enterprise, the County of Tulare, the City of Visalia, and the City of Tulare. Mental Health Services (MHS) staff provides residents services to successfully transition them from bridge housing to permanent housing. Services include housing and supportive services, daily meals, vocation support, daily living skills training, and linkages to community resources. The program receives referrals from the Coordinated Entry System.

**Helping low-income individuals and families avoid becoming homeless, especially extremely low-income individuals and families and those who are: likely to become homeless after being discharged from publicly funded institutions and systems of care (such as health care facilities, mental health facilities, foster care and other youth facilities, and corrections programs and institutions); and, receiving assistance from public or private agencies that address housing, health, social services, employment, education, or youth needs**

Several community partners offer local residents services which are designed to help with housing retention. Community residents can access up-to-date prevention resources by calling the local 2-1-1 line. Call center operators through 2-1-1 are able to pre-screen clients for eligibility and provide up-to-date information on program availability.

CalWorks eligible families are able to access housing assistance through the Housing Support Program and Bringing Families Home programs. These program can assist with short term rental assistance and utility deposits for households faced with eviction.

Through a partnership between Tulare County HHSA and Uplift Families, there are 10 transitional housing beds available for youth exiting foster care. The program offers housing along with intensive wrap around services to assist participants in becoming self-sufficient.

Kaweah Delta Healthcare District has a Bridge Program that works directly with frequent users of the emergency room as well as homeless patients awaiting discharge. The Bridge team prioritizes these patients and works diligently to connect them to mainstream benefits and housing resources in an effort to minimize discharges to homelessness.

The Alliance also has an SSI/SSDI Advocacy, Outreach and Access (SOAR) program. This national project is designed to increase access to the disability income benefit programs administered by the Social Security Administration (SSA) for eligible adults who are homeless or at risk of homelessness and have a mental illness and/or a co-occurring substance use disorder. Assisting clients through SOAR results in expeditious benefit awards and additional funding through Medicaid reimbursements. Access to these benefits greatly increases housing stability and retention rates among recipients.

**Helping homeless persons (especially chronically homeless individuals and families, families with children, veterans and their families, and unaccompanied youth) make the transition to permanent housing and independent living, including shortening the period of time that**



**individuals and families experience homelessness, facilitating access for homeless individuals and families to affordable housing units, and preventing individuals and families who were recently homeless from becoming homeless again**

The City partners with the Workforce Investment Board of Tulare County (WIB) and Community Services and Employment Training, Inc. (CSET) to administer the Environmental Cleanup Opportunities (ECO) project. The ECO project provides people experiencing homelessness with employment skills while addressing a community need, by cleaning up the community.

In Level I, participants work for 12 weeks, 20-hours per week, on City of Visalia cleanup projects. After the 12 weeks are completed, ECO crew members will begin an extensive job search for regular employment. In Level II, participants gain additional skills and increased responsibilities as they work full-time for six weeks. Upon successful completion of Level II, participants will be encouraged to apply for job openings in the public and private sector.

The Alliance continues to utilize the Landlord Mitigation Fund to increase the inventory of landlords and property managers willing to lease units to people experiencing homelessness. The fund is designed to incentivize Landlords to relax screening criteria for people who are experiencing homelessness and who may have barriers that prevent them from securing housing on their own, such as poor credit and past evictions. By offering a Fund to mitigate Landlord exposure to the increased costs of renting to people experiencing homelessness including excess damage and unpaid rent, a strong relationship can be created with Landlords who otherwise may not lease to individuals and families experiencing homelessness.

The Coordinated Entry System continues to focus efforts on working with the top forty households of each intervention type on the Housing Priority List to get them document ready. This focus has reduced the amount of time that people spend on the streets waiting to be placed once a unit becomes available.



## **CR-30 - Public Housing 91.220(h); 91.320(j)**

### **Actions taken to address the needs of public housing**

The Housing Authority of Tulare County (HATC) continues to own and manage 179 units in the City of Visalia. They have indicated that there are no plans to purchase additional or remove any public-housing units from their inventory. HATC's projection is that there will be an investment of \$375,000 in Tulare County Housing Authority's Capital Fund improvements. The noted expenditures will cover maintenance and rehabilitation in public-housing units within the City of Visalia. HATC's Capital Fund expenditures will cover a large range of projects, including roofing replacement, landscaping improvements, carpet replacement, and Air Conditioning and Heating unit improvements.

### **Actions taken to encourage public housing residents to become more involved in management and participate in homeownership**

HATC is proactive in the inclusion of public-housing residents in the policy making process. An equitable and transparent policy making process that includes the opinions of public housing residents is achieved through the participation of two tenant commissioners on HATC's Board. HATC has installed a Resident Counsel which is made up of five residents from all HUD funded programs (Multifamily Housing, LIHTC, HOME, Section 8 Housing Choice Vouchers and public-housing). The Resident Counsel works with HATC staff on evaluating the effectiveness and efficiency of HATC rental assistance programs. This provides members the opportunity to contribute input on necessary program modifications.

HATC provides two annual public hearings. The first is to inform and discuss their agency's submittal of the Moving to Work (MTW) Annual Plan to HUD. This plan outlines proposed budgetary and policy modifications to their rental assistance and affordable housing programs. The second public hearing is to review and discuss the agency's submission of its MTW Annual Report to HUD. This report analyzes the outcomes of the objectives outlined in the aforementioned MTW Annual Plan. Public notices informing Tulare County residents of the public hearings are published in the local newspaper.

HATC ultimate goal is for each tenant to promote to self-sufficiency. Client homeownership is one of the top long term goals for all of their clients. HATC staff works with tenants to provide them with the necessary resources to achieve homeownership. Their Annual Re-Examination Notice provides public-housing participants with an extensive referral list that provides assistance with homeownership. Their list includes programs managed by: CSET, City of Visalia, Habitat for Humanity, CalHFA, and Self Help Enterprises. HATC's program coordinator works with interested public housing tenants in order to effectively inform them of all the programs that are available. HATC is also part of the Tulare County Housing Resource Fair, an event that provides first time homebuyer programs.

### **Actions taken to provide assistance to troubled PHAs**

The Housing Authority of Tulare County is not determined to be troubled.



## **CR-35 - Other Actions 91.220(j)-(k); 91.320(i)-(j)**

**Actions taken to remove or ameliorate the negative effects of public policies that serve as barriers to affordable housing such as land use controls, tax policies affecting land, zoning ordinances, building codes, fees and charges, growth limitations, and policies affecting the return on residential investment. 91.220 (j); 91.320 (i)**

The City actively monitors its existing zoning and development standards to ensure their necessity and efficiency for achieving the goal of safe and livable housing available for all income categories.

Off-street Parking Standards: The City's parking requirements provide for parking concessions within affordable housing developments. Parking requirements do not require enclosed or covered parking structures in multifamily housing developments, which minimizes the cost for market rate units. The City's parking requirement for multi-family developments is 1.5 spaces per unit. This automatically applies to market rate units and is essential for that type of tenant. Single room occupancy units do not require any tenant parking, apartments for seniors require only one space per unit, and affordable housing projects can reduce the onsite parking requirements.

Building Codes: Building codes set guidelines that identify minimum standards to ensure building and non-building structures protect the health and safety of the community. Local building codes, however, often mandate that costly improvements be made to meet regulation requirements. The City adopted the 2016 California Building Code (CBC). The City has not made any amendments nor changes to the 2016 CBC. The City's building codes prove to be in line with those of other California jurisdictions and do not have negative consequences on the development of affordable housing in the City.

The City of Visalia adopted the Housing Element for the Fiscal Years 2020 -2023 on December 3, 2019. The Housing Element was certified by the State of California, Department of Housing and Community development on January 23, 2020. The Housing Element specifically sets policies and their related programs to remove or ameliorate the negative effects of public policies that serve as barriers to affordable housing were reviewed. The Housing element includes:

- Increase permitted by right unit size from 60 to 80 units and increase height to four stories. (HE Programs 1.4 and 1.7)
- Eliminating occupant size for Supportive and Transitional housing units to be permitted by right (HE Programs 5.3 and 9.10)
- Increasing Farmworker housing units permitted by right from 6 persons to 12 units or 33 beds (HE Programs 5.9 and 5.10)
- Adding a Zoning ordinance clause that exempts structures or devices to facilitate handicapped accessibility from the Zoning Code standards (such as wheelchair ramps encroaching into required setbacks) (HE Program 5.3 and 5.8).
- Conduct a transportation analysis to ensure that existing and new high density residential zones contained in the Affordable Housing Land Inventory are optimally served by public transit and



alternative transportation modes. The Visalia Long Range Transportation Plan (VLRTP) includes a narrative and map that demonstrate transit routes coincide with higher density land uses, and provide connection to key employment and services areas. (HE Program 9.9)

- Annual reconciliation of residential development on land listed in the Regional Housing Needs Allocation (RHNA) Sites Inventory; including mandatory requirement to either: 1) develop land at no less than the anticipated density; or 2) identify offset sites not already listed on the Sites Inventory to make up the difference in anticipated/ density (HE Programs 9.4 and 9.5)
- Amended Zoning Ordinance Section 17.32.040 (Planned Mobile Home Parks) by revising the allowed density to be that of the underlying zone district, and development standards to be more in line with the single-family residential zone district. (HE Program 3.19)

### **Actions taken to address obstacles to meeting underserved needs. 91.220(k); 91.320(j)**

The City of Visalia, in partnership with the Kings/Tulare Homeless Alliance (Alliance), has continued its work on a variety of strategies that address the needs of homeless persons in the community. The Kings/Tulare Homeless Alliance (Alliance), which serves as the local continuum of care, continues to operate under phase three of its Coordinated Entry System (CES). Virtually all homeless service providers within Visalia serve as entry points for the CES. In addition to Every Door Open approach, people experiencing homelessness can have an assessment completed by contacting 2-1-1 or directly through the outreach team.

KTHA partnered with Kaweah Delta Healthcare District, Tulare County Health and Human Services Agency, and Kings View PATH program to establish a Street Medicine program. This program was designed to connect people who are experiencing homelessness to COVID-19 testing and vaccines, medical services including prescription medication and wound care, housing support, and other wrap-around services. Street Medicine events happened 10 times in Tulare County since July 2020 with 7 events happening in the City of Visalia.

### **Actions taken to reduce lead-based paint hazards. 91.220(k); 91.320(j)**

For all of the City's housing programs, applicants are informed of the danger of lead-based paint through a brochure as part of the application process. In addition, City building inspectors are alerted to signs of this hazard as they perform their substandard housing inspections. All housing owners and occupants with which the City interacts through its various programs are required to abate this hazard as a condition of assistance.

The contractor is required to utilize safe practices and obtain certification through a HUD certified lead testing agency when working with the City's funds or its partners. The City's partners are required to conduct lead testing, abatement and use safe practices when utilizing city resources.

### **Actions taken to reduce the number of poverty-level families. 91.220(k); 91.320(j)**





The implementation of CDBG activities meeting the goals established in the 2020-2024 Consolidated Plan – Strategic Plan will help to reduce the number of poverty-level families by: Supporting activities that expand the supply of housing that is affordable to low- and moderate income households; Supporting activities that preserve the supply of decent housing that is affordable to low- and moderate-income households; Supporting a continuum of housing and public service programs to prevent and eliminate homelessness; Supporting housing preservation programs that assure low income households had a safe, decent and appropriate place to live; Support public services for low- and moderate-income residents including those with special needs and those at-risk of homelessness; and Promoting economic opportunity for low-and moderate-income residents.

### **Actions taken to develop institutional structure. 91.220(k); 91.320(j)**

Visalia is a charter city and is managed utilizing the council-manager form of government. The five-person City Council provides policy direction to the City Manager who is responsible for administering City operations. The City Manager is appointed by the City Council to carry out policy and ensure that the entire community is being served. The City Council is the legislative body, and its members are the leaders and policy makers elected to represent the community and to concentrate on policy issues that are responsive to citizens' needs and wishes.

The Finance Department Director oversees the administration of the day-to-day activities of the CDBG, CalHome, NSP1, HOME and Housing Fund programs. Staff works together with various City departments and with the community to develop programs and activities that address high priority needs, to improve low- and moderate-income housing opportunities and neighborhoods throughout Visalia.

### **Actions taken to enhance coordination between public and private housing and social service agencies. 91.220(k); 91.320(j)**

The City will continue to participate in monthly Alliance meetings, which are attended by various governmental departments and service providers to share information on existing programs and areas for improvement to enhance coordination and exchange knowledge of best practices to better understand and address the community's needs, it is also used as a platform for agencies to coordinate services and to address unmet needs, ensuring that resources are leveraged and not duplicated.

### **Identify actions taken to overcome the effects of any impediments identified in the jurisdictions analysis of impediments to fair housing choice. 91.520(a)**

This section provides a summary of the actions taken by the City of Visalia to further fair housing and overcome the effects of any impediments identified in the City's analysis of impediments to fair housing choice. The City of Visalia is addressing impediments as described in the Analysis of Impediments to Fair Housing Choice (AI) 2020-2024. The City of Visalia, and subrecipients of CDBG and HOME funding activities, affirmatively further fair housing.



#### City of Visalia Fair Housing Accomplishments:

- Approved \$1,200,000 in CDBG-CV funding to be used to provide emergency rental/mortgage and utility assistance to qualifying households impacted COVID-19 pandemic.
- Provided Tenant-Based Rental Assistance (TBRA) to low-income people experiencing homelessness.
- Provided fair housing informational flyers in English and Spanish on the City's website.
- Collaborating with Central California Fair Housing Council to conduct a virtual fair housing workshop in the fall of 2020 to educate Visalia citizens about fair housing rights.
- Staff attends ongoing fair housing training sessions.

The City adheres federal fair housing laws that prohibit discrimination in all aspects of housing, including the sale, rental, lease, or negation of real property. The City adheres the Fair Housing Act based on the following protected classes: race or color, religion, sex, familiar status, national origin, disability (mental or physical).



## **CR-40 - Monitoring 91.220 and 91.230**

**Describe the standards and procedures used to monitor activities carried out in furtherance of the plan and used to ensure long-term compliance with requirements of the programs involved, including minority business outreach and the comprehensive planning requirements**

The City utilizes AmeriNat for loan servicing. AmeriNat monitors the City's loan portfolio on a monthly basis for conformity with loan payments, tax & insurance, and delinquencies. City staff also works closely with AmeriNat and borrowers to re-certify first time homebuyer's ability to begin making monthly payments or determine that deferral of payments should continue for an additional term. Additionally, on a bi-annual basis, AmeriNat annually obtains an affidavit of ownership. This assists the City in maintaining participant compliance with each program.

The City has compliance monitoring guidelines for its CDBG and HOME funds with priority given to activities that benefit low- and moderate-income persons. The City is continuing its efforts of updating Policy and Procedure manuals to reflect the most recent Building Code, City Policies, Monitoring Policies and CDBG/HOME Regulations, as well as preparing detailed agreements with developers, sub-recipients and/or construction managers that outline federal regulations and performance standards.

**MBE/WBE Outreach:** The City of Visalia, as referenced within its purchasing policies and procedures, Chapter 8, encourages all segments of society to participate by demonstrating support for small, disadvantaged and minority-owned businesses.

**Fair Housing/Section 3 Compliance:** The City ensures compliance with Fair Housing and best efforts with Section 3 during the process of awarding contracts to selected agencies/contractors to support low- and moderating income residents.

The City has compliance monitoring guidelines for its CDBG and HOME funds with priority given to activities that benefit low- and moderate-income persons. The monitoring process includes:

- Routine Monitoring Responsibilities by City Staff  
Risk analysis  
Monitoring Schedule  
In-Depth Monitoring and Onsite Reviews  
Monthly/Quarterly Status Report  
File Review or "Desk Review" (offsite)  
Financial Review  
Site Review  
After completion of the onsite visit, follow up steps are completed  
The monitoring report must include the reasons underlying all conclusions

CDBG includes the following Project Management tasks/monitoring:

1. Each project utilizing CDBG funds is managed by a project manager.
2. The project manager monitors the use of the funds and is the "Labor Standards Coordinator," having responsibility for National Environmental Policy Act compliance and CDBG labor standards compliance and reporting, as well as Section 3 requirements.



3. A CDBG Project Compliance Manual has been prepared and is issued to all project managers in the City.
4. Records shall be maintained from the inception of the project, documenting the compliance requirements for receiving this federal funding.
5. A separate Labor Standards Enforcement file shall be maintained.
6. A record-keeping action checklist, issued by HUD, as well as a CDBG Project Compliance Record Summary, shall be complied with.

### **Citizen Participation Plan 91.105(d); 91.115(d)**

#### **Describe the efforts to provide citizens with reasonable notice and an opportunity to comment on performance reports.**

The City ensures compliance with programs and projects by incorporating accounting principles, conducting single audits, reviewing & updating guidelines & procedures, monitoring, and following HUD requirements. The City of Visalia considers Citizen Participation an important component in improving the quality of life in our neighborhoods and encourages residents to become involved. When comments are made, a summary of citizen comments related to the CAPER is included.

Staff also meets with the City Manager, Department Managers, and project managers to ensure progress is occurring for each project. Overall, additional meetings are held with Staff responsible for the administration of the CDBG and HOME funding to discuss the high priority needs, un-programmed PI, projects, programs and recommended funding allocations. Community meetings are held to obtain comments, recommendations and support of ongoing, substantial amendments and new projects.

The PY 2020 CAPER public comment period was held originally held from September 1, 2021 through September 20, 2021. PY 2020 CAPER English and Spanish Public Notices were originally scheduled to be published in the Visalia Times Delta on September 1, 2021; however, due to a publication error, the public notices were published on September 24, 2021. As a result, the public comment was extended to September 24, 2021 through October 18, 2021. The draft CAPER was available to the public via the City's Website at [www.visalia.city](http://www.visalia.city). Additionally, the public notices were submitted to the Tulare and Kings Continuum of Care, now known as "The Alliance" to share with their listserv recipients. A public hearing was held October 18, 2021, at 7:00pm during a regular city council meeting. Full citizen participation is included as Attachment B.



## **CR-45 - CDBG 91.520(c)**

**Specify the nature of, and reasons for, any changes in the jurisdiction's program objectives and indications of how the jurisdiction would change its programs as a result of its experiences.**

The City continues to take a proactive approach and continually evaluates programs, projects, policies, and activities to ensure they are meeting targeted goals as well as keeping in line with current levels of funding. Based on experience, difficult and strategic recommendations are made to City Council. For example, when funding is not moving quickly, an alternate priority need project or program is recommended. Council gives the City Manager the authority to redirect funds based upon certain criteria and/or timelines. The CDBG timely expenditure ratios and HOME CHDO commitment and expenditure deadlines are monitored closely. Staff directs funding toward core programs established during the previous year and identified within the Five-Year ConPlan.

The City's Citizens Participation Plan allows minor and technical amendments to be reviewed and authorized by the City Manager. All substantial amendments, resulting in a 75% reallocation of funding, are taken to City Council through a public hearing as well as community meetings for public input. The reallocation of funding may occur throughout the year for both CDBG and HOME and is documented by way of a memo submitted to the City Manager for review and approval.

Objectives have not changed in working toward meeting high priority needs. As a result of the needs identified through meetings with non-profit housing and service providers, City Manager and Council, HOME and CDBG funding was approved to assist in meeting the needs of Visalia's homeless population through TBRA and Public Services.

**Does this Jurisdiction have any open Brownfields Economic Development Initiative (BEDI) grants?**

No

**[BEDI grantees] Describe accomplishments and program outcomes during the last year.**

N/A



## **CR-50 - HOME 91.520(d)**

### **Include the results of on-site inspections of affordable rental housing assisted under the program to determine compliance with housing codes and other applicable regulations**

*Please list those projects that should have been inspected on-site this program year based upon the schedule in §92.504(d). Indicate which of these were inspected and a summary of issues that were detected during the inspection. For those that were not inspected, please indicate the reason and how you will remedy the situation.*

The HOME on-sight monitoring of Highland Gardens (36 units) and Strawberry Apartments (5 units) rental projects occurred in the summer of 2020. No findings were noted, however, there is follow up regarding minor notations. Oversight monitoring occurred through building inspections, invoice reviews, annual rent approval and site visits.

The HOME TBRA program requires detailed review of applications, lease and lease addendums, income determinations and rents prior to committing funds to the eligible tenant.

HOME Monitoring will again be scheduled for Paradise & Court; Robinwood and Sierra Meadows multi-family development projects in the 2021 Program Year.

### **Provide an assessment of the jurisdiction's affirmative marketing actions for HOME units. 92.351(b)**

The City contracted with the Fair Housing Council of Central California (FHCCC) to provide education on fair housing and conduct testing. FHCCC is also tracking the number of callers requesting information on Fair Housing, people assisted, and more.

The City, and its partners, publish the Fair Housing logo on all applications and information flyers, collect data related to applicants, and publish affordable housing programs on its website.

Additional outreach efforts include working with local lenders to promote affordable housing programs. The City requires its partners to provide affirmative marketing plans as part of its process in providing funding.

Additionally, the City requires its partners, who provide affordable housing, to require participants of programs to attend housing counseling services. The City also partners with non-profit developers and requires that a marketing plan be submitted with proposals to affirm marketing efforts.

### **Refer to IDIS reports to describe the amount and use of program income for projects, including the number of projects and owner and tenant characteristics**

The City Council approved the use of HOME program Income funding toward various projects and



allowed 10% Program Income Administration. Projects that utilized PI, and EN, included:

- SHE CHDO Acq/Rehab single family projects, and
- Tenant Based Rental Assistance

See CR-15 which reflects the Program Income received during the year, and CR-10 (Number of HOME-assisted activities completed during the Program Year). The total of PI drawn (expended) during the year, referenced on the PR-09 report, was \$94,569.54, including Program Income Administration.

SHE will be utilizing both HOME PI and EN -HOME CHDO funding toward the construction of five (5) single family dwellings on NW 5th street.

**Describe other actions taken to foster and maintain affordable housing. 91.220(k) (STATES ONLY: Including the coordination of LIHTC with the development of affordable housing). 91.320(j)**

The HOME program objectives continue with promoting, maintaining, and providing affordable housing working with non-profit agencies. Specifically, the programs administered were:

- HOME Tenant Based Rental Assistance (TBRA): The TBRA program provides gap rental assistance to Visalia's homeless population up to 24 months.
- HOME SHE Acq/Rehab/Resell and Acq/Rehab/Rent Projects: The City again has provided HOME-CHDO funding to its certified non-profit agency, Self Help Enterprises. Self Help will be utilizing the funds toward the construction of five (5) single family dwellings on NW 5th Street. The homes will be sold to income qualifying households.

Housing Counseling is required for all housing participants. Such services are provided by HUD-certified housing counseling agencies: Community Service Employment Training, Inc. (CSET) and Self-Help Enterprises, Inc. (SHE).



## **Attachment A: Accomplishments**

- Attachment A-1: Cover Page
- Attachment A-2: Table 1 Expenditures and Accomplishments
- Attachment A-3: City Council Staff Report
- Attachment A-4: City Council Resolution





**Attachment A-1: Cover Page**



---

# 2020-21 DRAFT CAPER

---

**Consolidated Annual  
Performance and  
Evaluation Report**

---

**City of Visalia**

---



## Attachment A-2: 2020-21 HOME & CDBG Expenditures and Accomplishments

Attachment A-2: 2020-21 HOME & CDBG Expenditures and Accomplishments		
HOME	Expenditures	Accomplishments
<b>ADMINISTRATION</b>		
Administration & Planning	\$ 63,939	N/A
<b>Total Administration</b>	<b>\$ 63,939</b>	
<b>AFFORDABLE HOUSING</b>		
Tenant Based Rental Assistance	\$ 39,810	6 Units
<b>Total Affordable Housing</b>	<b>\$ 39,810</b>	
<b>Total HOME Expenditures:</b>	<b>\$ 103,749</b>	
CDBG	Expenditures	Accomplishments
<b>ADMINISTRATION</b>		
Administration & Planning	\$ 217,031	N/A
<b>Total Administration</b>	<b>\$ 217,031</b>	
<b>SUITABLE LIVING ENVIRONMENT</b>		
Code Enforcement - Target Areas	\$ 197,499	206 citations/134 corrected
<b>Total Suitable Living Environment</b>	<b>\$ 197,499</b>	
<b>HOMELESSNESS STRATEGY PUBLIC SERVICES</b>		
Continuum of Care Support	\$ 18,000	PIT 540
Voucher Program- Family Services	\$ 29,117	12 Units
Case Management/Street Outreach	\$ 46,964	163 Individuals Assisted/ 40 Housed
Kings View PATH Program	\$ 10,508	19 Individuals Assisted/ 9 Housed
Mental Health Systems - Eden House	\$ 32,285	25 Individuals
<b>Total Homeless Public Services</b>	<b>\$ 136,874</b>	
<b>CDBG CARES ACT (CDBG-CV)</b>		
CDBG-CV Administration	\$ 43,196	N/A
CV Food assistance	\$ 425,551	13,073 Food Boxes Distributed
Self-Help Enterprises Subsistence Payments	\$ 600,000	198 Households: 147 Rental/ 32 Mortgage/298 Utility
Proteus, Inc. Subsistence Payments	\$ 599,772	229 Households: 160 Rental/ 36 Mortgage/400 Utility
<b>Total CDBG-CV</b>	<b>\$ 1,668,519</b>	
<b>Total CDBG Expenditures</b>	<b>\$ 2,219,923</b>	



# Attachment A-3: City Council Staff Report



City of Visalia

Staff Report

City Council Chambers  
707 W. Acequia Ave.  
Visalia, CA

File #: 21-0544

Agenda Date: 10/18/2021

Agenda #: 1.

**Agenda Item Wording:**

Public hearing and approval of the 2020-21 Program Year Consolidated Annual Performance and Evaluation Report (CAPER), continued from September 20, 2021 meeting. Resolution No. 2021-50. Deadline for Action: 10/18/2021

**Submitting Department:** Finance and Technology Services

**Contact Name and Phone Number:** Margie Perez, Housing Specialist, margie.perez@visalia.city, (559) 713-4460; Melody Murch Assistant Finance Director, melody.murch@visalia.city, (559) 713-4379; Renee Nagel Finance Director, renee.nagel@visalia.city, 713-4375.

**Department Recommendation:**

Staff recommends that the City Council:

- 1) Hold a public hearing to receive public comments on the Program Year 2020-21 draft CAPER; and
- 2) Approve the submission of the Program Year 2020-21 CAPER, Resolution No. 2021-50.

**Background Discussion:**

This item has been continued from the September 20, 2021 meeting, due to a newspaper publication error which affected the public notice required by the U.S. Department of Housing and Urban Development (HUD). The public comment period began on September 24, 2021 and ends with the public hearing to be conducted tonight, (October 18, 2021).

The CAPER is a report of actual expenditures and accomplishments for the fiscal year 2020-21 and is presented in a format prescribed by HUD. The CAPER report must be submitted to HUD. Annually, the City is required to prepare a Consolidated Annual Performance and Evaluation Report (CAPER) through the adoption of a resolution. (Attachment "A"). This report is submitted to HUD to summarize and evaluate the City's overall progress and performance for the period covering July 1, 2020 through June 30, 2021. The programs being reported were approved in the City's 5-year Consolidated Plan for the program years 2020-21 through 2024-25, referred to as the "ConPlan". Each ConPlan year has an Action Plan. The current 5-year Con Plan and the 2020-21 Action Plan were both approved by Council on April 20, 2020. This is the first-year evaluation period of the current ConPlan.

The CAPER is prepared in compliance with HUD requirements for the use of Community Development Block Grant (CDBG) and HOME Investment Partnership Funding (HOME). The funds must be directed toward projects and programs primarily benefitting low-and moderate-income persons, households, and/or areas. The full draft CAPER report is included herein as Attachment "B": Draft 2020-21 CAPER. The Program Year 2020-21 Annual Action Plan focused on affordable housing activities, neighborhood preservation through Code Enforcement, public services, and CDBG CARES Act (CDBG-CV) funds. Detailed Program Year 2020-21 expenditures and accomplishments are

**COUNCIL ACTION: Approved as Recommended**

GC/LW 5-0

OCT 18 2021



included herein as Attachment "C": 2020-21 CAPER Tables. An overview of the 2020-21 CDBG and HOME resources and expenditures are shown below in Table 1: 2020-21 HOME and CDBG Resources and Expenditures.

Table 1: 2020-21 HOME and CDBG	Resources and Expenditures	
	HOME	CDBG
2020 Grant Allocations	\$ 543,236	\$ 1,305,306
Prior Years Resources	\$ 2,565,900	\$ 645,623
Program Income	\$ 374,078	\$ 89,603
CARES Act	\$ -	\$ 1,507,850
<b>Total Resources</b>	<b>\$ 3,483,215</b>	<b>\$ 3,548,383</b>
Expenditures	\$ 103,749	\$ 2,219,923
<b>Total Expenditures</b>	<b>\$ 103,749</b>	<b>\$ 2,219,923</b>
<b>Ending Grant Balance*</b>	<b>\$ 3,379,465</b>	<b>\$ 1,328,459</b>

*\*Ending Grant Balance is committed to projects and are not available to appropriate.*

Prior year (PY) 2020 Grant ending balances are committed to projects as approved in the PY 2021 Annual Action Plan. CDBG ending balances are committed to the development of a 100-bed Navigation Center and ADA-compliance projects to be designed. HOME ending balances are committed to the NW 5<sup>th</sup> Avenue Project - construction of 5 single-family homes, the Loft's Project - construction of an 81-unit multifamily affordable housing complex, and the Sequoia Village Project - conversion of a 50-unit motel into permanent supportive housing.

**HOME 2020-21 Expenditures and Accomplishments Include:**

- **HOME Administration and Planning (\$63,939)** - 2020 HOME administration. \$77 are PY 2019 HOME administration expenses that were drawn down after June 30, 2020; therefore, included in the PY 2020 CAPER.
- **Tenant-Based Rental Assistance (TBRA) (\$39,810)** - The TBRA program assisted six (6) previously homeless households with rental subsidy payments for the program year. Case Management services were also provided to tenants through the City's Successor Agency Housing Funds. \$11,557 are PY 2019 HOME TBRA expenses that were drawn down after June 30, 2020; therefore, included in the PY 2020 CAPER.

HOME ending grant balances are committed to Council approved projects including the NW 5<sup>th</sup> Avenue Project, the Loft's Project, and the Sequoia Village Project. The NW 5<sup>th</sup> HOME project was delayed in PY 2020 due to the COVID-19 pandemic and the Loft's and Sequoia Village Projects have worked through project planning and regulatory requirements during the PY 2020 which should now allow them to move forward. These projects are expected to make progress during the program year 2021-22.

**CDBG 2020-21 Expenditures and Accomplishments Include:**





- **CDBG Administration and Planning (\$217,031) - 2020 CDBG administration.**
- **Public Services:**
  - **Kings Tulare Homeless Alliance Continuum of Care (CoC) (\$18,000)** - Due to the COVID-19 pandemic a Point in Time (PIT) count was not done in PY 2020. Nonetheless, the CoC continued to provide ongoing street outreach to people experiencing homelessness. The CoC reached out to approximately 188 people experiencing homelessness, with 57 referred to housing programs, and an additional 11 were assisted with permanent housing.
    - **Point in Time (PIT) Survey** - The most recent PIT count identified 540 homeless persons, which included Transitional and Emergency Housing.
  - **Street Outreach (\$46,964)** - Family Services CDBG Street Outreach program assisted 163 unduplicated homeless individuals with case management, supportive housing intake, counseling referrals, life skills training, transportation, and food delivery. Forty homeless were housed in permanent or transitional housing during the PY 2020.
  - **Permanent Supportive Housing (PSH) Voucher Program (\$29,117)** - Family Services provided 12 chronically homeless persons that are receiving PSH vouchers with case management, home visits, counseling referrals, life skills training, transportation, food delivery, hygiene products, and furniture assistance to maintain a life of stability.
  - **Kings View PATH Program (\$10,508)** - Kings View PATH Program assisted 19 homeless and at-risk of homeless individuals with essential supportive services, such as, security deposits, rental application fees, legal document assistance, motel vouchers, meal vouchers, and clothing assistance. Kings View assisted 9 homeless individuals in obtaining housing.
  - **Mental Health Systems Eden House (32,285)** - Eden House is a 22-bed bridge housing facility for people experiencing homelessness. Eden House provided 50 unduplicated homeless individuals with transitional housing. The City of Visalia CDBG public services program provided meal assistance for Visalia homeless residents residing at Eden House.
- **Code Enforcement:**
  - **Code Enforcement (\$197,499)** - The CDBG Code Enforcement 2020 program resulted in 206 housing violations issued and 134 housing code violations were corrected in CDBG target areas. Additional FY 2020 Code Enforcement expenses included a replacement truck for the CDBG Code Enforcement Officer as approved by Council in FY 2019. Due to delays in delivery, the truck was received and paid for in FY 2020. In addition, \$15,519 of prior year PY 2019 CDBG code enforcement expenses were not included in the PY 2019 CAPER, as result are reported in this year's CAPER.

**CDBG CARES Act Funds** - The City also received an allocation of CDBG Coronavirus Aid, and Economic Security Act (CARES Act) funds to be used to prevent, prepare for, and respond to COVID-19. On May 11, 2020, the City was notified of an allocation of a first round of CDBG-CV funds in the



amount of \$767,987. On September 11, 2020, the City was notified of an additional allocation of a third round of CDBG-CV (CDBG-CV3) funds in the amount of \$739,863. Therefore, the City's cumulative amount of CDBG-CV funds awarded is \$1,507,850. The City also provided \$160,669 of CDBG entitlement funds toward CDBG CARES Act activities for a total amount of \$1,668,519. The City utilized these funds to administer a food assistance and subsistence payment program to low-and-moderate-income households that were directly impacted by the coronavirus pandemic. These CARES Act funded CDBG-CV programs are described in more detail below.

**CDBG CARES Act 2020-21 Expenditures and Accomplishments Include:**

- **Food Assistance Program (\$425,551)** - The Central California Food Bank (CCFB) distributed approximately 13,073 food boxes to low-income Visalia households that were directly impacted by the coronavirus pandemic. Food distributions were provided at Sequoia High School, the Bethlehem Center, Visalia United Methodist Church, CSET, Seven Oaks Church, the Visalia Salvation Army, and the Visalia Emergency Aid Council.
- **Subsistence Payment Program (\$1,199,772)** - The Subsistence Payment Program provided up to \$5,000 and up to 6 consecutive months of rental/mortgage and/or utilities assistance to low-and moderate-income households directly impacted by the coronavirus pandemic for the purpose of preventing homelessness and cutoff of utility services. The contracted service providers were Self-Help Enterprises and Proteus, Inc.
  - **Self-Help Enterprises (SHE) (\$600,000)** - SHE assisted a total of 198 households, which included, 147 rental assistance payments, 32 mortgage assistance payments, and 298 utility assistance payments.
  - **Proteus, Inc. (\$599,772)** - Proteus, Inc. assisted a total of 229 households, which included, 160 rental assistance payments, 36 mortgage assistance payments, and 400 utility assistance payments.

As required by HUD, a minimal 15-day public comment period is required. The public comment period was originally from September 1, 2021 through September 20, 2021. However, due to a publication error the public comment was extended from September 24, 2021 through October 18, 2021. The City requested a 30-day extension to HUD, due to the publication error. As a result, the 2020 CAPER is due to HUD by October 30, 2021. An English and Spanish public notice was posted in the Visalia Times Delta on September 24, 2021, and published on City social media outlets, the Kings Tulare Homeless Alliance listserv, and on the City website during the public comment period. The draft 2020 CAPER was also presented at the Citizen's Advisory Committee on September 1, 2021. All comments received during the public comment period and public hearing will be included in the final report to HUD and reflected within the final document, which will be included on the City's website for public review.

**Fiscal Impact:**  
N/A

**Prior Council Action:** Each year, the City Council reviews and approves the Annual Action Plan, and any proposed amendments, and the CAPER. The 2020-2024 Consolidated Plan and 2020-21 Annual Action Plan were approved by City Council on April 20, 2020.

**Other:** None.



---

File #: 21-0544

Agenda Date: 10/18/2021

Agenda #: 1.

---

**Alternatives:** None recommended.

**Recommended Motion (and Alternative Motions if expected):**

I move to adopt Resolution No. 2021-50, approving the Program Year 2020-21 Consolidated Annual Performance and Evaluation Report (CAPER).

**Environmental Assessment Status:** N/A

**CEQA Review:** N/A

**Attachments:**

Attachment A - Resolution No. 2021-50

Attachment B - 2020-21 Draft CAPER

Attachment C - 2020-21 CAPER Expenditures and Accomplishments

Attachment D -

2020-21 CAPER PowerPoint





## Attachment A-4: City Council Resolution

### RESOLUTION NO. 2021-50

#### A RESOLUTION OF THE CITY COUNCIL OF THE CITY OF VISALIA APPROVING THE PROGRAM YEAR 2020-2021 CONSOLIDATED ANNUAL PERFORMANCE AND EVALUATION REPORT

**WHEREAS**, the City of Visalia operated the Community Development Block Grant Program (CDBG), and the Home Investment Partnerships Grant Program (HOME) for the Program Year 2020-21; and

**WHEREAS**, the City is required to submit a Consolidated Annual Performance and Evaluation Report (CAPER) to the U.S. Department of Housing and Urban Development (HUD) for the activities and expenditures for the Program Year 2020-21; and

**WHEREAS**, the City must also certify that it is complying with HUD requirements for the use of CDBG and HOME funds; and

**WHEREAS**, the City spent approximately \$712,073 dollars in CDBG, \$1,507,850 in CDBG CARES Act, and \$103,749 dollars in HOME funds during the Program Year 2020-21; 100% of the funds were used to assist households with incomes at or below 80% of median income; and

**WHEREAS**, the City Council considered the CAPER at a publicly noticed public hearing held on October 18<sup>th</sup>, 2021, and the City Council considered all public comments provided during the public review period and at the public hearing; and

**WHEREAS**, the City Manager is the certifying official for all HUD reports and transactions.

**NOW, THEREFORE, BE IT RESOLVED**, by the City Council of the City of Visalia that it approves the attached Program Year 2020-21 Consolidated Annual Performance and Evaluation Report and authorizes the City Manager to submit the same to HUD on behalf of the City of Visalia.

PASSED AND ADOPTED: October 18, 2021                      LESLIE B. CAVIGLIA, CITY CLERK

STATE OF CALIFORNIA )  
COUNTY OF TULARE    ) ss.  
CITY OF VISALIA         )

I, Leslie Caviglia, City Clerk of the City of Visalia, certify the foregoing is the full and true Resolution 2021-50 passed and adopted by the Council of the City of Visalia at a regular meeting held on October 18, 2021.

Dated: October 21, 2021

LESLIE B. CAVIGLIA, CITY CLERK  
  
By Michelle E. Nicholson, Chief Deputy City Clerk





## **Attachment B: Citizen Participation**

- Attachment B-1: Public Notice - English
- Attachment B-2: Public Notice – Legal Ad English
- Attachment B-3: Public Notice – Legal Ad English Certification
- Attachment B-4: Public Notice – Spanish
- Attachment B-5: Public Notice – Legal Ad Spanish
- Attachment B-6: Public Notice – Legal Ad Spanish Certification
- Attachment B-7: City Website – CDBG Public Notice Page
- Attachment B-8: Continuum of Care Listserv Posts
- Attachment B-9: Citizen Participation Summary



## Attachment B-1: Public Notice –English

### CITY OF VISALIA | 2020 Consolidated Annual Performance and Evaluation Report (CAPER)

### Public Notice for Review and Comment



**Review of accomplishments** The City of Visalia will submit its Consolidated Annual Performance and Evaluation Report (CAPER) for Program Year 2020 (July 1, 2020 – June 30, 2021) to the United States Department of Housing and Urban Development (HUD). The CAPER is an annual report that describes the performance in meeting its goal with the use of Community Development Block Grant (CDBG) and Home Investment Partnerships Grant (HOME) received from HUD. The City uses these grants to provide decent, clean, safe, and affordable housing, create a suitable living environment, and expand economic opportunities, principally for persons of low and moderate income. The City of Visalia’s Consolidated Plan/Action Plan, which identified projects and programs were previously reviewed and adopted by the City Council to meet these objectives.

HOME funds were used toward the Self-Help affordable housing acquisition/rehab of existing ownership and rental properties through the City’s certified Community Housing Development Organization (CHDO), and tenant-based rental assistance. The CDBG program funds were used toward public services, code enforcement, voucher program- case management, and street outreach programs. The CDBG Coronavirus Aid, Relief, and Economic Security (CARES) Act funds were used toward rent, mortgage, utilities, and food assistance to households that were financially impacted by the Coronavirus Pandemic. The draft Program Year 2020 CAPER will also be available on the City’s website for public review at [www.visalia.city/depts/finance/housing\\_n\\_cdbg\\_services/public\\_notices.asp](http://www.visalia.city/depts/finance/housing_n_cdbg_services/public_notices.asp).

The Program Year 2020 Draft CAPER public comment period is from **September 24, 2021 – October 18, 2021**. Staff invites you to the upcoming public hearing meeting:

Public Hearing - October 18, 2021, at 7:00pm at  
City Council Chambers at 707 West Acequia Avenue, Visalia, CA 93291

If you are unable to attend, you may submit your comments in writing to Margie Perez, Housing Specialist at [margie.perez@visalia.city](mailto:margie.perez@visalia.city). The public hearing will also be available for virtual live viewing at <https://visalia.legistar.com/Calendar.aspx>.

*In Compliance with the American Disabilities Act, if you need special assistance to participate in meetings call (559) 713-4512 48-hours in advance of the meeting. For Hearing Impaired call (559) 713-4900 (TTY) 48-hours in advance of the scheduled meeting time to request services.*



## Attachment B-2: Public Notice – Legal Ad

**City of Visalia**  
**Public Notice of the Draft 2020**  
**Consolidated Annual Performance Evaluation Report (CAPER)**  
**September 24, 2021 – October 18, 2021**

Notice is hereby given that the City of Visalia is seeking input on the Draft Program Year (PY) 2020 Consolidated Annual Performance and Evaluation Report (CAPER). The PY 2020 CAPER consists of an annual assessment of the Community Development Block Grant (CDBG), and HOME Investment Partnerships Grant (HOME) funds for PY 2020. The public comment period for the PY 2020 CAPER is **September 24, 2021 – October 18, 2021**. The draft 2020 CAPER is available for public review on the City's website at [www.visalia.city/depts/finance/housing\\_n\\_cdbg\\_services/public\\_notices.asp](http://www.visalia.city/depts/finance/housing_n_cdbg_services/public_notices.asp). Staff invites you to attend the community meeting and/or public hearing:

- **Public Hearing – October 18, 2021, at 7:00pm at City of Visalia Council Chambers at 707 W. Acequia Avenue, Visalia, CA 93291**

If you are unable to attend, you may submit your comments in writing to Margie Perez, Housing Specialist at [margie.perez@visalia.city](mailto:margie.perez@visalia.city). The public hearing will also be available for virtual live viewing at <https://visalia.legistar.com/Calendar.aspx>.

In Compliance with the American Disabilities Act, if you need special assistance to participate in meetings call (559) 713-4512 48-hours in advance of the meeting. For Hearing Impaired call (559) 713-4900 (TTY) 48-hours in advance of the scheduled meeting time to request services.

Published 9/24/21



## Attachment B-3: Public Notice Legal Ad English Certification

**Text of Ad:** **09/21/2021**

**City of Visalia  
Public Notice of the Draft 2020  
Consolidated Annual Performance Evaluation Report (CAPER)  
September 24, 2021 – October 18, 2021**

Notice is hereby given that the City of Visalia is seeking input on the Draft Program Year (PY) 2020 Consolidated Annual Performance and Evaluation Report (CAPER). The PY 2020 CAPER consists of an annual assessment of the Community Development Block Grant (CDBG), and HOME Investment Partnerships Grant (HOME) funds for PY 2020. The public comment period for the PY 2020 CAPER is **September 24, 2021 – October 18, 2021**. The draft 2020 CAPER is available for public review on the City's website at [www.visalia.city/depts/finance/housing\\_n\\_cdbg\\_services/public\\_notices.asp](http://www.visalia.city/depts/finance/housing_n_cdbg_services/public_notices.asp). Staff invites you to attend the community meeting and/or public hearing:

- **Public Hearing – October 18, 2021, at 7:00pm at City of Visalia Council Chambers at 707 W. Acequia Avenue, Visalia, CA 93291**

If you are unable to attend, you may submit your comments in writing to Margie Perez, Housing Specialist at [margie.perez@visalia.city](mailto:margie.perez@visalia.city). The public hearing will also be available for virtual live viewing at <https://visalia.legistar.com/Calendar.aspx>.

In Compliance with the American Disabilities Act, if you need special assistance to participate in meetings call (559) 713-4512 48-hours in advance of the meeting. For Hearing Impaired call (559) 713-4900 (TTY) 48-hours in advance of the scheduled meeting time to request services.  
Published 9/24/21 #4924390



## Attachment B-4: Public Notice- Spanish

### CIUDAD DE VISALIA | 2020 Informe Anual Consolidado de Desempeño y Evaluación (CAPER)

### Aviso Público para Revisión y Comentario



**Revisión de los logros** La Ciudad de Visalia presentará su Informe Anual Consolidado de Desempeño y Evaluación (CAPER) para el Año del Programa 2020 (1 de julio de 2020 – 30 de junio de 2021) al Departamento de Vivienda y Desarrollo Urbano de los Estados Unidos (HUD). El CAPER es un informe anual que describe el desempeño en el cumplimiento de su objetivo con el uso de Community Development Block Grant (CDBG) y Home Investment Partnerships Grant (HOME) recibidos de HUD. La ciudad utiliza estas subvenciones para proporcionar una vivienda decente, limpia, segura y asequible, crear un ambiente de vida adecuado y ampliar las oportunidades económicas, principalmente para personas de ingresos bajos y moderados. El Plan/Plan de Acción Consolidado de la Ciudad de Visalia, que identificó proyectos y programas, fue previamente revisado y adoptado por el Ayuntamiento para cumplir con estos objetivos.

Los fondos de HOME se utilizaron para la adquisición/rehabilitación de viviendas asequibles de Self-Help de propiedades existentes de propiedad y alquiler a través de la Organización para el Desarrollo de Viviendas Comunitarias (CHDO) y la asistencia de alquiler basada en inquilinos. Los fondos del programa CDBG se utilizaron para servicios públicos, cumplimiento de códigos, administración de casos del programa de cupones y reparación de casas móviles para personas mayores. Los fondos de la Ley CDBG de Ayuda, Alivio y Seguridad Económica para el Coronavirus (CARES) se utilizaron para el alquiler, la hipoteca, utilidades y la asistencia alimentaria para los hogares que se vieron afectados financieramente por la pandemia del Coronavirus. El borrador CAPER 2020 también estará disponible en el sitio web de la ciudad en: [www.visalia.city/depts/finance/housing\\_n\\_cdbg\\_services/public\\_notices.asp](http://www.visalia.city/depts/finance/housing_n_cdbg_services/public_notices.asp).

**El 2020 Borrador CAPER el período de comentarios públicos es del 24 de septiembre al 18 de octubre de 2021. El personal le invita a la próxima reunión de audiencia pública:**

**Audiencia Pública – 18 de octubre de 2021, a las 7:00pm en  
La Ciudad de Visalia cámaras del consejo en 707 W. Acequia Ave., Visalia, CA 93291**

Si no puede asistir, puede enviar sus comentarios a Margje Pérez, Especialista en Vivienda de [margie.perez@visalia.city](mailto:margie.perez@visalia.city). La audiencia pública también se transmitirá a través visualización en vivo en <https://visalia.legistar.com/Calendar.aspx>.

De conformidad con la Ley de Discapacidades de los Estados Unidos, si necesita asistencia especial para participar en las reuniones, llame al (559) 713-4512 48 horas antes de la reunión. Para personas con problemas de audición, llame al (559) 713-4900 (TTY) 48 horas antes de la hora de reunión programada para solicitar servicios.



## Attachment B-5: Public Notice Legal Ad - Spanish

**Ciudad de Visalia**  
**Aviso público del borrador 2020**  
**Informe Anual Consolidado de Evaluación del Desempeño (CAPER)**  
**24 de septiembre de 2021 – 18 de octubre de 2021**

Por la presente, se notifica que la ciudad de Visalia está solicitando comentarios sobre el Informe de Evaluación y Desempeño Anual Consolidado (CAPER) del año del Programa Preliminar (PY) 2020. El CAPER de PY 2020 consiste en una evaluación anual de los fondos de la Subvención en Bloque para el Desarrollo Comunitario (CDBG) y la Subvención de Asociaciones de Inversión HOME (HOME) para el PY 2020. El periodo de comentarios públicos para el CAPER de PY 2020 es del 24 de septiembre de 2021 al 18 de octubre de 2021. El borrador del CAPER 2020 está disponible para revisión pública en el sitio web de la ciudad en [www.visalia.city/depts/finance/housing\\_n\\_cdbg\\_services/public\\_notices.asp](http://www.visalia.city/depts/finance/housing_n_cdbg_services/public_notices.asp). El personal lo invita a asistir a la reunión comunitaria y/o audiencia pública:

- **Audiencia pública – 18 de octubre de 2021, a las 7:00pm en ciudad de Visalia cámaras del consejo en 707 W. Acequia Avenue, Visalia, CA 93291**

Si no puede asistir, puede enviar sus comentarios por escrito a Margie Perez, Especialista en Vivienda a [margie.perez@visalia.city](mailto:margie.perez@visalia.city). La audiencia pública también se transmitirá a través visualización en vivo en <https://visalia.legistar.com/Calendar.aspx>.

De conformidad con la Ley de Discapacidades de los Estados Unidos, si necesita asistencia especial para participar en las reuniones, llame al (559) 713-4512 48 horas antes de la reunión. Para personas con problemas de audición, llame al (559) 713-4900 (TTY) 48 horas antes de la hora de reunión programada para solicitar servicios.

Publicado el 24/9/21





## Attachment B-6: Public Notice Legal Ad Spanish Certification

**Text of Ad:** 09/21/2021

**Ciudad de Visalia  
Aviso público del borrador 2020  
Informe Anual Consolidado de Evaluación del Desempeño (CAPER)  
24 de septiembre de 2021 – 18 de octubre de 2021**

Por la presente, se notifica que la ciudad de Visalia está solicitando comentarios sobre el Informe de Evaluación y Desempeño Anual Consolidado (CAPER) del año del Programa Preliminar (PY) 2020. El CAPER de PY 2020 consiste en una evaluación anual de los fondos de la Subvención en Bloque para el Desarrollo Comunitario (CDBG) y la Subvención de Asociaciones de Inversión HOME (HOME) para el PY 2020. El periodo de comentarios públicos para el CAPER de PY 2020 es del 24 de septiembre de 2021 al 18 de octubre de 2021. El borrador del CAPER 2020 está disponible para revisión pública en el sitio web de la ciudad en [www.visalia.city/depts/finance/housing\\_n\\_cdbg\\_services/public\\_notices.asp](http://www.visalia.city/depts/finance/housing_n_cdbg_services/public_notices.asp). El personal lo invita a asistir a la reunión comunitaria y/o audiencia pública:

• **Audiencia pública – 18 de octubre de 2021, a las 7:00pm en ciudad de Visalia cámaras del consejo en 707 W. Acequia Avenue, Visalia, CA 93291**

Si no puede asistir, puede enviar sus comentarios por escrito a Margie Perez, Especialista en Vivienda a [margie.perez@visalia.city](mailto:margie.perez@visalia.city). La audiencia pública también se transmitirá a través visualización en vivo en <https://visalia.legistar.com/Calendar.aspx>.

De conformidad con la Ley de Discapacidades de los Estados Unidos, si necesita asistencia especial para participar en las reuniones, llame al (559) 713-4512 48 horas antes de la reunión. Para personas con problemas de audición, llame al (559) 713-4900 (TTY) 48 horas antes de la hora de reunión programada para solicitar servicios.  
Publicado el 24/9/21 #4924406



# Attachment B-7: City Website – CDBG Public Notice Page

https://www.visalia.city/depts/finance/housing\_n\_cdbg\_services/public\_notices.asp

*Exploring Visalia*

- Housing & CDBG Services Home
- Affordable Housing
- Community Development Block Grant
- Publications & Reports
- Fair Housing Protection
- Recent Developments
- Contract Opportunitites
- Public Notices
- Resources

*Your City Council*

*Visalia Works*

*Save Our Water*

Home > ... > Finance > Housing & CDBG Services > Public Notices

## Public Notices

**CITY OF VISALIA | 2020 Consolidated Annual Performance and Evaluation Report (CAPER) Public Notice for Review and Comment**

**Review of accomplishments** The City of Visalia will submit its Consolidated Annual Performance and Evaluation Report (CAPER) for Program Year 2020 (July 1, 2020 – June 30, 2021) to the United States Department of Housing and Urban Development (HUD). The CAPER is an annual report that describes the performance in meeting its goal with the use of Community Development Block Grant (CDBG) and Home Investment Partnerships Grant (HOME) received from HUD. The City uses these grants to provide decent, clean, safe, and affordable housing, create a suitable living environment, and expand economic opportunities, principally for persons of low and moderate income. The City of Visalia's Consolidated Plan/Action Plan, which identified projects and programs were previously reviewed and adopted by the City Council to meet these objectives.

HOME funds were used toward the Self-Help affordable housing acquisition/rehab of existing ownership and rental properties through the City's certified Community Housing Development Organization (CHDO), and tenant-based rental assistance. The CDBG program funds were used toward public services, code enforcement, voucher program- case management, and street outreach programs. The CDBG Coronavirus Aid, Relief, and Economic Security (CARES) Act funds were used toward rent, mortgage, utilities, and food assistance to households that were financially impacted by the Coronavirus Pandemic. The 2020 draft CAPER is available for public review HERE: [2020 DRAFT CAPER](#).

**The Program Year 2020 Draft CAPER public comment period is from September 24, 2021 – October 18, 2021.**  
**Staff invites you to the upcoming public hearing meeting:**

Public Hearing - October 18, 2021 at 7:00pm at  
City Council Chambers at 707 West Acequia Avenue, Visalia, CA 93291

If you are unable to attend, you may submit your comments in writing to Margie Perez, Housing Specialist at [margie.perez@visalia.city](mailto:margie.perez@visalia.city). The public hearing meeting will also be available for virtual live viewing at <https://visalia.legistar.com/Calendar.aspx>.

*In Compliance with the American Disabilities Act, if you need special assistance to participate in meetings call (559) 713-4512 48-hours in advance of the meeting. For Hearing Impaired call (559) 713-4900 (TTY) 48-hours in advance of the scheduled meeting time to request services.*

[2020 CAPER Public Notice - English](#)     [2020 CAPER Public Notice - Spanish](#)





## Attachment B-8: Continuum of Care Listserv Post

ESG NOFA Released; City of Visalia CAPER



Kings/Tulare Homeless Alliance <info@kthomelessalliance.org>

To: Margee Penn

You forwarded this message on 09/03/2021 2:36 PM.

If there are problems with how this message is displayed, click here to view it in a web browser.

Click here to download pictures. To help protect your privacy, Outlook prevented automatic download of some pictures in this message.

Reply Reply All Forward

Fri 09/03/2021 1:14 PM

### City of Visalia CAPER

The City of Visalia is in an open comment period for their draft of the 2020 CAPER (Consolidated Annual Performance Evaluation Report) from September 1, 2021 - September 20, 2021. The report must be submitted to The Department of Housing and Urban Development by September 30, 2021.

For more information, click the link below.

[City of Visalia CAPER - English](#)  
[City of Visalia CAPER - Spanish](#)

Share Tweet Forward

Copyright © 2021 Kings/Tulare Homeless Alliance. All rights reserved.  
You are receiving this email because you have expressed an interest in homeless issues in Kings and Tulare Counties.



## Attachment B-9: Citizen Participation Summary

The City of Visalia Program Year 2020 CAPER public comment period was originally held from September 1, 2021 through September 20, 2021. A public notice was set to be published in Visalia Times Delta on September 1, 2021. However, due to a publication error the public notice was not published on September 1, 2021, in the Visalia Times Delta; as a result, the public comment period was extended from September 24, 2021 through October 18, 2021. An English and Spanish public notice was published in the Visalia Times Delta on September 24, 2021, to inform the public of the opportunity to review and comment on the PY 2020 draft CAPER.

Public notices were also sent on the Kings Tulare Homeless Alliance Continuum of Care listserv on to over 330 stakeholders throughout Kings and Tulare County. Public notices were also posted on the City's website, the City's Facebook page, Twitter page, and at the following city locations:

- City Hall – 707 W. Acequia Avenue, Visalia, CA 93291
- City of Visalia Administration – 220 N. Santa Fe Street, Visalia, CA 93292
- Visalia Transit – 425 E. Oak Avenue #301, Visalia, CA 93291
- City of Visalia Community Development – 315 E. Acequia Avenue, Visalia, CA 93291

The following public meetings were to allow the public to comment on the draft 2020 CAPER:

- Citizen Advisory Committee (CAC) Meeting – September 1, 2021 at 5:30pm
  - City of Visalia Administration at 220 N. Santa Fe St., Visalia, CA 93291
- Public Hearing – October 18, 2021 at 7:00pm
  - Council Chambers at 707 W. Acequia Avenue, Visalia, CA 93291

The public hearing meeting was also available for virtual viewing for those sheltering in place at <https://visalia.legistar.com/Calendar.aspx>. Citizens were also able to submit comments via email to [margie.perez@visalia.city](mailto:margie.perez@visalia.city) or [cityclerk@visalia.city](mailto:cityclerk@visalia.city).

Comments from CAC meeting included citizens were glad to see the City implementing projects to help the community and listening to citizens needs. There were no public comments received during the public hearing held on October 18, 2021. No other comments were received during the public comment period.



## **Attachment C: Continuum of Care Reports**

- Attachment C-1: Point in Time Survey Report
- Attachment C-2: Project Homeless Connect Report



# Attachment C-1: Point in Time Survey Report

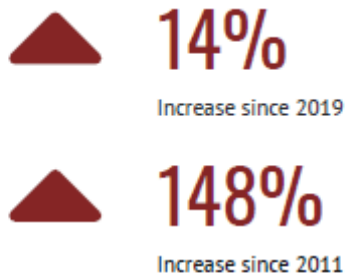
## Visalia, California 2020 Point in Time Executive Summary

**540 people experiencing homelessness**  
167 people are chronically homeless

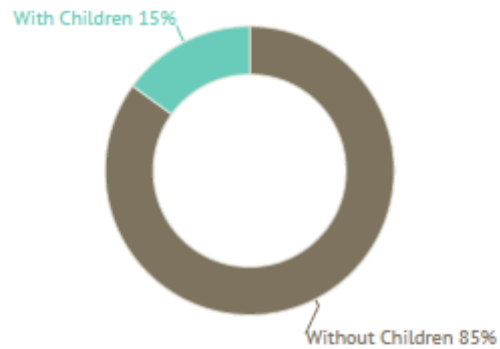
2011-2020 PIT Results



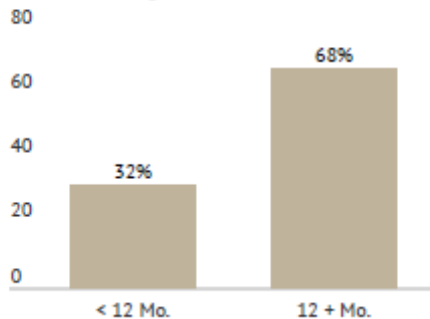
PIT Count



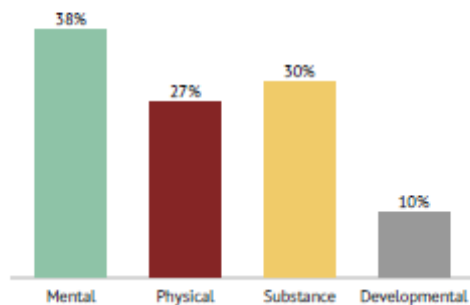
Household Composition



Length of Time Homeless



Disabling Conditions





# Visalia, California

## 2020 Point in Time Executive Summary



312  
People slept in an unsheltered location



30  
People are veterans



94  
People slept in an emergency shelter



214  
People have a disability

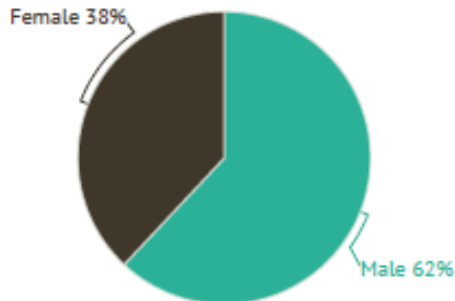


134  
People slept in transitional housing

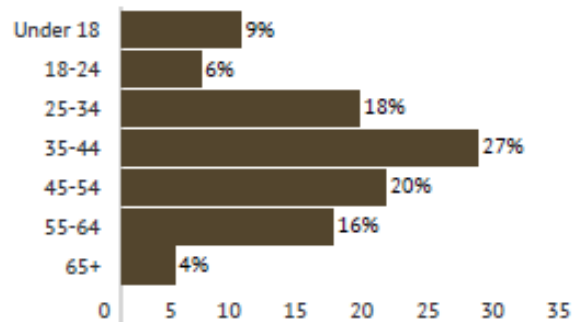


27  
Unaccompanied Youth

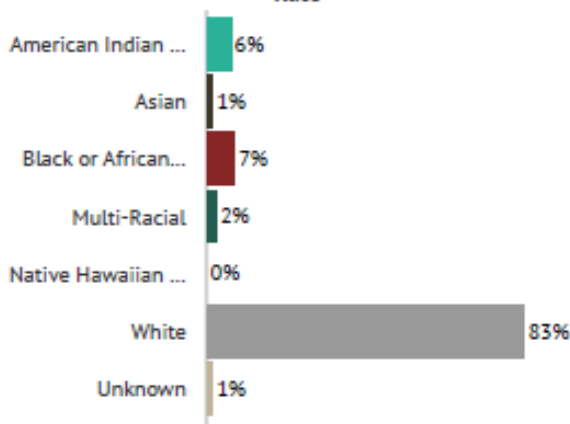
### Gender



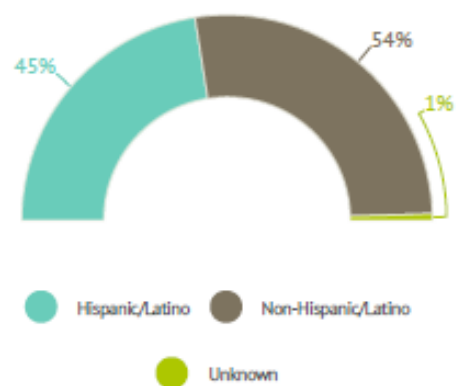
### Age



### Race



### Ethnicity





## Attachment C-2: Project Homeless Connect Report

Master Data Chart

Total Clients		Hanford		Porterville		Tulare		Visalia		Total	
		120		140		143		176		579	
Age	Under 5	0	0%	3	2%	0	0%	8	5%	11	2%
	5-12	0	0%	0	0%	0	0%	0	0%	0	0%
	13-17	1	1%	0	0%	0	0%	0	0%	1	0%
	18-24	6	5%	6	4%	4	3%	13	7%	29	5%
	25-34	18	15%	30	21%	23	16%	30	17%	101	17%
	35-44	42	35%	28	20%	42	29%	51	30%	163	28%
	45-54	27	23%	42	30%	37	26%	41	23%	147	25%
	55-61	18	15%	22	16%	24	17%	25	14%	89	15%
	62+	8	7%	9	6%	13	9%	8	5%	38	7%
Gender	Male	61	51%	69	49%	83	58%	102	58%	315	54%
	Female	59	49%	69	49%	60	42%	73	41%	261	45%
	Transgender	0	0%	2	1%	0	0%	1	1%	3	1%
Race	American Indian or Alaska Native	7	6%	7	5%	14	10%	14	8%	42	7%
	Asian	1	1%	0	0%	0	0%	1	1%	2	0%
	Black or African American	14	12%	2	1%	13	9%	12	7%	41	7%
	Native Hawaiian or Pacific Islander	1	1%	2	1%	6	4%	1	1%	10	2%
	White	100	83%	128	91%	88	62%	152	86%	468	81%
	Unknown/Refused	1	1%	3	2%	27	19%	1	1%	32	6%
Veteran Status	Yes	7	6%	4	3%	6	4%	8	5%	25	4%
	No	113	94%	131	94%	137	96%	159	90%	540	93%
	Unknown/Refused	0	0%	5	4%	0	0%	9	5%	14	2%
Disability Status	Yes	53	44%	64	46%	71	50%	91	52%	279	48%
	No	67	56%	76	54%	72	50%	85	48%	300	52%
Household Type	Individual	100	83%	123	88%	119	83%	131	74%	473	82%
	Household	20	17%	17	12%	24	17%	45	26%	106	18%
Prior Night Residence	Unsheltered	109	91%	101	72%	134	94%	91	52%	435	75%
	Emergency Shelter	7	6%	34	24%	7	5%	69	39%	117	20%
	Transitional Housing	4	3%	5	4%	2	1%	16	9%	27	5%



Regional Services Summary

Service	Quantity Given				Regional Total	% of Clients Received
	Hanford	Porterville	Tulare	Visalia		
2-1-1 Information & Referrals	-	78	152	-	230	40%
Backpacks	-	109	92	299	500	86%
Beanies (hats)	-	109	92	299	500	86%
Behavioral Health Information	-	185	123	-	308	53%
Bicycle Repair/Replace	18	75	12	-	105	18%
Bicycles	-	2	-	-	2	0%
Birth Certificates	-	24	9	-	33	6%
Blankets	96	-	-	-	96	17%
Books	-	129	31	-	160	28%
Breakfast	150	250	-	-	400	69%
Bus Vouchers	34	-	-	-	34	6%
Cart Storage	14	-	-	45	59	10%
Census Information	-	150	-	-	150	26%
Child Care Services, Information & Referrals	-	24	32	28	84	15%
Clothing (Jackets, shoes, vouchers)	80	-	232	277	589	102%
Clothing Vouchers	50	-	-	-	50	9%
DMV ID Cards	-	40	22	-	62	11%
Dental Screenings & Referrals	14	32	55	99	200	35%
Dental, Toothbrushes & Toothpaste	100	-	-	-	100	17%
Employment Assistance	-	65	14	11	90	16%
Feminine Hygiene Products	80	-	-	76	156	27%
First Aid Kits	100	109	92	299	600	104%
Flashlights	100	109	92	299	600	104%
Food Bags	87	-	-	-	87	15%
Gloves	-	109	92	299	500	86%
Haircuts	-	20	-	80	100	17%
Mainstream Benefit Applications, Information	-	-	41	-	41	7%
Meals	250	500	-	-	750	130%
Medical, Blood Pressure Checks	-	-	28	34	62	11%
Medical, Blood Screening	80	67	40	43	230	40%
Medical, Foot Screenings	-	-	-	31	31	5%
Medical, Flu/Pneumonia Vaccines	20	-	-	13	33	6%
Medical, Hep A Vaccines	-	-	-	15	15	3%
Medical, TDAP Vaccines	-	-	-	14	14	2%
Medical, HIV Testing and/or Information	13	-	-	4	17	3%



Medical, Information & Referrals	17	43	69	101	230	40%
Medical, STD Prevention	-	-	-	35	35	6%
Pet Food	3	43	-	25	71	12%
Pet Sitting	15	-	30	30	75	13%
Pet Supplies	-	-	-	21	21	4%
Pet Vaccinations	-	43	-	11	54	9%
Ponchos	-	109	92	299	500	86%
SSI Benefit & SS Card Applications	-	33	-	-	33	6%
Showers	5	-	18	-	23	4%
Socks	200	109	92	299	700	121%
Spiritual Counseling (Prayer)	-	-	122	-	122	21%
Substance Abuse, Information & Referrals	-	21	10	-	31	5%
Telephone Charging Station	-	-	19	-	19	3%
Veteran's Housing/VASH Program Screening	-	5	-	-	5	1%
Veteran's Information	-	11	45	-	56	10%
Vision, Exams	92	59	-	26	177	31%
Vision, Prescription Glasses	75	-	4	3	82	14%
Vision, Reading Glasses	25	-	-	50	75	13%
<b># of Clients Served</b>	<b>120</b>	<b>140</b>	<b>143</b>	<b>176</b>	<b>579</b>	
<b># of Pets Served</b>	<b>18</b>	<b>43</b>	<b>30</b>	<b>30</b>	<b>121</b>	





Exit Survey Responses

Do you feel that your PHC experience has been a good one?	Hanford	Porterville	Tulare	Visalia	Regional Totals	Regional %
Yes	119	109	104	113	445	99%
No	0	3	0	1	4	1%
Total	119	112	104	114	449	

Did you get what you came for?	Hanford	Porterville	Tulare	Visalia	Regional Totals	Regional %
Yes	108	112	102	83	405	94%
No	7	2	1	17	27	6%
Total	115	114	103	100	432	

If you didn't get what you came for, what were you hoping to get?	Hanford	Porterville	Tulare	Visalia	Regional Totals	Regional %
Housing Assistance	1	7	0	3	11	9%
Clothing	0	3	1	6	10	0%
Sleeping Bags/Blankets	1	0	1	4	6	17%
Children Services	0	0	0	5	5	0%
Total	2	10	2	18	32	6%



## **Attachment D: IDIS Reports**

- Attachment D-1: PR-26 CDBG Financial Summary Report
- Attachment D-2: PR-26 CDBG Financial Summary Report Adjustment Narrative
- Attachment D-3: PR-26 CDBG-CV Financial Summary Report
- Attachment D-4: PR-09 CDBG Program Income Detail Report
- Attachment D-5: PR-26 CDBG & CV Activity Summary Report
- Attachment D-6: PR-02 CDBG & CV Project Activities Report
- Attachment D-7: PR-23 CDBG Accomplishments



# Attachment D-1: PR-26 CDBG Financial Summary Report

	Office of Community Planning and Development	DATE:
	U.S. Department of Housing and Urban Development	TIME:
	Integrated Disbursement and Information System	PAGE:
	PR26 - CDBG Financial Summary Report	
	Program Year 2020	

VISALIA , CA

<b>PART I: SUMMARY OF CDBG RESOURCES</b>	
01 UNEXPENDED CDBG FUNDS AT END OF PREVIOUS PROGRAM YEAR	658,847.91
02 ENTITLEMENT GRANT	1,305,306.00
03 SURPLUS URBAN RENEWAL	0.00
04 SECTION 108 GUARANTEED LOAN FUNDS	0.00
05 CURRENT YEAR PROGRAM INCOME	89,603.31
05a CURRENT YEAR SECTION 108 PROGRAM INCOME (FOR SI TYPE)	0.00
06 FUNDS RETURNED TO THE LINE-OF-CREDIT	0.00
06a FUNDS RETURNED TO THE LOCAL CDBG ACCOUNT	0.00
07 ADJUSTMENT TO COMPUTE TOTAL AVAILABLE	0.00
08 TOTAL AVAILABLE (SUM, LINES 01-07)	2,053,757.22
<b>PART II: SUMMARY OF CDBG EXPENDITURES</b>	
09 DISBURSEMENTS OTHER THAN SECTION 108 REPAYMENTS AND PLANNING/ADMINISTRATION	450,769.34
10 ADJUSTMENT TO COMPUTE TOTAL AMOUNT SUBJECT TO LOW/MOD BENEFIT	0.00
11 AMOUNT SUBJECT TO LOW/MOD BENEFIT (LINE 09 + LINE 10)	450,769.34
12 DISBURSED IN IDIS FOR PLANNING/ADMINISTRATION	261,304.03
13 DISBURSED IN IDIS FOR SECTION 108 REPAYMENTS	0.00
14 ADJUSTMENT TO COMPUTE TOTAL EXPENDITURES	0.00
15 TOTAL EXPENDITURES (SUM, LINES 11-14)	712,073.37
16 UNEXPENDED BALANCE (LINE 08 - LINE 15)	1,341,683.85
<b>PART III: LOW/MOD BENEFIT THIS REPORTING PERIOD</b>	
17 EXPENDED FOR LOW/MOD HOUSING IN SPECIAL AREAS	0.00
18 EXPENDED FOR LOW/MOD MULTI-UNIT HOUSING	0.00
19 DISBURSED FOR OTHER LOW/MOD ACTIVITIES	450,769.34
20 ADJUSTMENT TO COMPUTE TOTAL LOW/MOD CREDIT	0.00
21 TOTAL LOW/MOD CREDIT (SUM, LINES 17-20)	450,769.34
22 PERCENT LOW/MOD CREDIT (LINE 21/LINE 11)	100.00%
<b>LOW/MOD BENEFIT FOR MULTI-YEAR CERTIFICATIONS</b>	
23 PROGRAM YEARS(PY) COVERED IN CERTIFICATION	PY: 2020 PY: 2021 PY: 2022
24 CUMULATIVE NET EXPENDITURES SUBJECT TO LOW/MOD BENEFIT CALCULATION	1,044,245.00
25 CUMULATIVE EXPENDITURES BENEFITING LOW/MOD PERSONS	0.00
26 PERCENT BENEFIT TO LOW/MOD PERSONS (LINE 25/LINE 24)	0.00%
<b>PART IV: PUBLIC SERVICE (PS) CAP CALCULATIONS</b>	
27 DISBURSED IN IDIS FOR PUBLIC SERVICES	254,347.33
28 PS UNLIQUIDATED OBLIGATIONS AT END OF CURRENT PROGRAM YEAR	0.00
29 PS UNLIQUIDATED OBLIGATIONS AT END OF PREVIOUS PROGRAM YEAR	0.00
30 ADJUSTMENT TO COMPUTE TOTAL PS OBLIGATIONS	(117,472.94)
31 TOTAL PS OBLIGATIONS (LINE 27 + LINE 28 - LINE 29 + LINE 30)	136,874.39
32 ENTITLEMENT GRANT	1,305,306.00
33 PRIOR YEAR PROGRAM INCOME	162,752.34
34 ADJUSTMENT TO COMPUTE TOTAL SUBJECT TO PS CAP	0.00
35 TOTAL SUBJECT TO PS CAP (SUM, LINES 32-34)	1,468,058.34
36 PERCENT FUNDS OBLIGATED FOR PS ACTIVITIES (LINE 31/LINE 35)	9.32%
<b>PART V: PLANNING AND ADMINISTRATION (PA) CAP</b>	
37 DISBURSED IN IDIS FOR PLANNING/ADMINISTRATION	261,304.03
38 PA UNLIQUIDATED OBLIGATIONS AT END OF CURRENT PROGRAM YEAR	0.00
39 PA UNLIQUIDATED OBLIGATIONS AT END OF PREVIOUS PROGRAM YEAR	0.00
40 ADJUSTMENT TO COMPUTE TOTAL PA OBLIGATIONS	0.00
41 TOTAL PA OBLIGATIONS (LINE 37 + LINE 38 - LINE 39 +LINE 40)	261,304.03
42 ENTITLEMENT GRANT	1,305,306.00
43 CURRENT YEAR PROGRAM INCOME	89,603.31
44 ADJUSTMENT TO COMPUTE TOTAL SUBJECT TO PA CAP	0.00
45 TOTAL SUBJECT TO PA CAP (SUM, LINES 42-44)	1,394,909.31
46 PERCENT FUNDS OBLIGATED FOR PA ACTIVITIES (LINE 41/LINE 45)	18.73%



Office of Community Planning and Development  
 U.S. Department of Housing and Urban Development  
 Integrated Disbursement and Information System  
 PR26 - CDBG Financial Summary Report  
 Program Year 2020  
 VISALIA , CA

DATE: 09-09-21  
 TIME: 13:34  
 PAGE: 2

LINE 17 DETAIL: ACTIVITIES TO CONSIDER IN DETERMINING THE AMOUNT TO ENTER ON LINE 17  
 Report returned no data.

LINE 18 DETAIL: ACTIVITIES TO CONSIDER IN DETERMINING THE AMOUNT TO ENTER ON LINE 18  
 Report returned no data.

LINE 19 DETAIL: ACTIVITIES INCLUDED IN THE COMPUTATION OF LINE 19

Plan Year	IDIS Project	IDIS Activity	Voucher Number	Activity Name	Matrix Code	National Objective	Drawn Amount
2020	2	905	6468962	2020 MHS Eden's House Meal Program	03T	LMC	\$23,057.52
2020	2	905	6480623	2020 MHS Eden's House Meal Program	03T	LMC	\$1,956.95
2020	2	905	6518741	2020 MHS Eden's House Meal Program	03T	LMC	\$3,744.00
2020	2	905	6525625	2020 MHS Eden's House Meal Program	03T	LMC	\$3,526.63
2020	7	901	6468962	2020 Continuum of Care	03T	LMC	\$4,934.27
2020	7	901	6480623	2020 Continuum of Care	03T	LMC	\$1,373.79
2020	7	901	6497488	2020 Continuum of Care	03T	LMC	\$3,411.16
2020	7	901	6518741	2020 Continuum of Care	03T	LMC	\$355.20
2020	7	901	6525625	2020 Continuum of Care	03T	LMC	\$7,925.58
2020	8	902	6468962	2020 FSTC - Voucher Program	03T	LMC	\$14,291.73
2020	8	902	6497488	2020 FSTC - Voucher Program	03T	LMC	\$4,324.37
2020	8	902	6518741	2020 FSTC - Voucher Program	03T	LMC	\$7,671.98
2020	8	902	6525625	2020 FSTC - Voucher Program	03T	LMC	\$2,828.81
2020	9	903	6468962	2020 FSTC-Street Outreach/Case Mgt.	03T	LMC	\$18,597.42
2020	9	903	6480623	2020 FSTC-Street Outreach/Case Mgt.	03T	LMC	\$5,992.17
2020	9	903	6497488	2020 FSTC-Street Outreach/Case Mgt.	03T	LMC	\$6,107.87
2020	9	903	6518741	2020 FSTC-Street Outreach/Case Mgt.	03T	LMC	\$10,856.30
2020	9	903	6525625	2020 FSTC-Street Outreach/Case Mgt.	03T	LMC	\$5,410.41
2020	10	904	6468962	2020 Kings View PATH Program	03T	LMC	\$1,907.95
2020	10	904	6480623	2020 Kings View PATH Program	03T	LMC	\$398.34
2020	10	904	6518741	2020 Kings View PATH Program	03T	LMC	\$5,195.78
2020	10	904	6525625	2020 Kings View PATH Program	03T	LMC	\$3,006.16
					03T	Matrix Code	\$136,874.39
					05Q	LMC	\$117,472.94
					05Q	Matrix Code	\$117,472.94
2020	6	900	6469052	2020 Code Enforcement	15	LMA	\$90,636.51
2020	6	900	6470487	2020 Code Enforcement	15	LMA	\$15,519.00
2020	6	900	6480623	2020 Code Enforcement	15	LMA	\$12,121.72
2020	6	900	6497488	2020 Code Enforcement	15	LMA	\$50,799.85
2020	6	900	6517330	2020 Code Enforcement	15	LMA	\$22,613.71
2020	6	900	6518741	2020 Code Enforcement	15	LMA	\$974.15
2020	6	900	6536632	2020 Code Enforcement	15	LMA	\$201.21
2020	6	900	6539342	2020 Code Enforcement	15	LMA	\$3,555.86
					15	Matrix Code	\$196,422.01
<b>Total</b>							<b>\$450,769.34</b>

LINE 27 DETAIL: ACTIVITIES INCLUDED IN THE COMPUTATION OF LINE 27

Plan Year	IDIS Project	IDIS Activity	Voucher Number	Activity to prevent, prepare for, and respond to Coronavirus	Activity Name	Grant Number	Fund Type	Matrix Code	National Objective	Drawn Amount
2020	2	905	6468962	No	2020 MHS Eden's House Meal Program	B19MCO60035	EN	03T	LMC	\$23,057.52
2020	2	905	6480623	No	2020 MHS Eden's House Meal Program	B19MCO60035	EN	03T	LMC	\$1,956.95
2020	2	905	6518741	No	2020 MHS Eden's House Meal Program	B19MCO60035	EN	03T	LMC	\$3,744.00
2020	2	905	6525625	No	2020 MHS Eden's House Meal Program	B19MCO60035	EN	03T	LMC	\$3,526.63
2020	7	901	6468962	No	2020 Continuum of Care	B19MCO60035	EN	03T	LMC	\$4,934.27
2020	7	901	6480623	No	2020 Continuum of Care	B19MCO60035	EN	03T	LMC	\$1,373.79
2020	7	901	6497488	No	2020 Continuum of Care	B19MCO60035	EN	03T	LMC	\$3,411.16
2020	7	901	6518741	No	2020 Continuum of Care	B19MCO60035	EN	03T	LMC	\$355.20
2020	7	901	6525625	No	2020 Continuum of Care	B19MCO60035	EN	03T	LMC	\$7,925.58
2020	8	902	6468962	No	2020 FSTC - Voucher Program	B19MCO60035	EN	03T	LMC	\$14,291.73
2020	8	902	6497488	No	2020 FSTC - Voucher Program	B19MCO60035	EN	03T	LMC	\$4,324.37
2020	8	902	6518741	No	2020 FSTC - Voucher Program	B19MCO60035	EN	03T	LMC	\$7,671.98
2020	8	902	6525625	No	2020 FSTC - Voucher Program	B19MCO60035	EN	03T	LMC	\$2,828.81
2020	9	903	6468962	No	2020 FSTC-Street Outreach/Case Mgt.	B19MCO60035	EN	03T	LMC	\$18,597.42
2020	9	903	6480623	No	2020 FSTC-Street Outreach/Case Mgt.	B19MCO60035	EN	03T	LMC	\$5,992.17
2020	9	903	6497488	No	2020 FSTC-Street Outreach/Case Mgt.	B19MCO60035	EN	03T	LMC	\$6,107.87
2020	9	903	6518741	No	2020 FSTC-Street Outreach/Case Mgt.	B19MCO60035	EN	03T	LMC	\$10,856.30
2020	9	903	6525625	No	2020 FSTC-Street Outreach/Case Mgt.	B19MCO60035	EN	03T	LMC	\$5,410.41



Plan Year	IDIS Project	IDIS Activity	Voucher Number	Activity to prevent, prepare for, and respond to Coronavirus	Activity Name	Grant Number	Fund Type	Matrix Code	National Objective	Drawn Amount
2020	10	904	6468962	No	2020 Kings View PATH Program	B19MC060035	EN	03T	LMC	\$1,907.95
2020	10	904	6480623	No	2020 Kings View PATH Program	B19MC060035	EN	03T	LMC	\$398.34
2020	10	904	6518741	No	2020 Kings View PATH Program	B19MC060035	EN	03T	LMC	\$5,195.78
2020	10	904	6525625	No	2020 Kings View PATH Program	B19MC060035	EN	03T	LMC	\$3,006.16
								03T	<b>Matrix Code</b>	<b>\$136,874.39</b>
2020	12	906	6518801	Yes	CV-Subsistence Payments	B19MC060035	EN	05Q	LMC	\$117,472.94
								05Q	<b>Matrix Code</b>	<b>\$117,472.94</b>
				No	Activity to prevent, prepare for, and respond to Coronavirus					<b>\$136,874.39</b>
				Yes	Activity to prevent, prepare for, and respond to Coronavirus					<b>\$117,472.94</b>
<b>Total</b>										<b>\$254,347.33</b>

LINE 37 DETAIL: ACTIVITIES INCLUDED IN THE COMPUTATION OF LINE 37

Plan Year	IDIS Project	IDIS Activity	Voucher Number	Activity Name	Matrix Code	National Objective	Drawn Amount
2020	5	899	6468962	2020 CDBG Admin	20		\$76,350.93
2020	5	899	6470079	2020 CDBG Admin	20		\$5,630.75
2020	5	899	6480623	2020 CDBG Admin	20		\$11,367.58
2020	5	899	6497488	2020 CDBG Admin	20		\$5,511.30
2020	5	899	6518741	2020 CDBG Admin	20		\$8,941.85
2020	5	899	6525625	2020 CDBG Admin	20		\$395.00
2020	5	899	6529863	2020 CDBG Admin	20		\$98,622.35
2020	5	899	6532784	2020 CDBG Admin	20		\$3,924.79
2020	5	899	6539342	2020 CDBG Admin	20		\$7,363.45
2020	13	908	6518801	CV- Administration	20		\$43,196.03
					20	<b>Matrix Code</b>	<b>\$261,304.03</b>
<b>Total</b>							<b>\$261,304.03</b>



## Attachment D-2: PR-26 CDBG-CV Financial Summary Report

### Adjustment Narrative

The PR-26 CDBG Financial Summary Report: Line 30 Adjustment to compute total PS obligations was edited to reduce \$117,472.92 to toward public services 15% cap. The additional \$117,472.94 were part of CARES Act (CDBG-CV) public services activities, which included a food assistance program and subsistence payments (emergency rental, mortgage, and utilities assistance) to households that were directly impacted by the coronavirus pandemic. Total CDBG-CV expenses were \$1,625,322.94, as shown below in Table 1: Total CDBG-CV Public Services Expenses. Total CDBG-CV Allocation was \$1,507,850; therefore, \$117,472.94 of CDBG entitlement funds were utilized to assist in carrying out CDBG-CV assisted programs, as shown below in Table 2: CDBG-CV Public Services Expenses with CDBG Entitlement Funds. According CDBG-CV guidelines CDBG-CV activities used to prevent, prepare for, and respond to coronavirus are not limited to the 15% public service cap.

<b>Table 1: Total CDBG-CV Public Services Expenses</b>	
Food Assistance Program	\$ 425,551.00
Subsistence Payments	\$ 1,199,771.94
<b>Total CDBG-CV Expenses</b>	<b>\$ 1,625,322.94</b>

<b>Table 2: CDBG-CV Public Services Expenses with CDBG Entitlement Funds</b>	
Total CARES-CV Allocation	\$ 1,507,850.00
Total CDBG-CV Expenses	\$ 1,625,322.94
<b>CDBG Entitlement</b>	<b>\$ (117,472.94)</b>



## Attachment D-3: PR-26 CDBG-CV Financial Summary Report



Office of Community Planning and Development  
 U.S. Department of Housing and Urban Development  
 Integrated Disbursement and Information System  
 PR26 - CDBG-CV Financial Summary Report  
 VISALIA , CA

DATE: 08-23-21  
 TIME: 13:48  
 PAGE: 1

**PART I: SUMMARY OF CDBG-CV RESOURCES**

01 CDBG-CV GRANT	1,507,850.00
02 FUNDS RETURNED TO THE LINE-OF-CREDIT	0.00
03 FUNDS RETURNED TO THE LOCAL CDBG ACCOUNT	0.00
04 TOTAL AVAILABLE (SUM, LINES 01-03)	1,507,850.00

**PART II: SUMMARY OF CDBG-CV EXPENDITURES**

05 DISBURSEMENTS OTHER THAN SECTION 108 REPAYMENTS AND PLANNING/ADMINISTRATION	1,507,850.00
06 DISBURSED IN IDIS FOR PLANNING/ADMINISTRATION	0.00
07 DISBURSED IN IDIS FOR SECTION 108 REPAYMENTS	0.00
08 TOTAL EXPENDITURES (SUM, LINES 05 - 07)	1,507,850.00
09 UNEXPENDED BALANCE (LINE 04 - LINE8 )	0.00

**PART III: LOWMOD BENEFIT FOR THE CDBG-CV GRANT**

10 EXPENDED FOR LOW/MOD HOUSING IN SPECIAL AREAS	0.00
11 EXPENDED FOR LOW/MOD MULTI-UNIT HOUSING	0.00
12 DISBURSED FOR OTHER LOW/MOD ACTIVITIES	1,507,850.00
13 TOTAL LOW/MOD CREDIT (SUM, LINES 10 - 12)	1,507,850.00
14 AMOUNT SUBJECT TO LOW/MOD BENEFIT (LINE 05)	1,507,850.00
15 PERCENT LOW/MOD CREDIT (LINE 13/LINE 14)	100.00%

**PART IV: PUBLIC SERVICE (PS) CALCULATIONS**

16 DISBURSED IN IDIS FOR PUBLIC SERVICES	1,507,850.00
17 CDBG-CV GRANT	1,507,850.00
18 PERCENT OF FUNDS DISBURSED FOR PS ACTIVITIES (LINE 16/LINE 17)	100.00%

**PART V: PLANNING AND ADMINISTRATION (PA) CAP**

19 DISBURSED IN IDIS FOR PLANNING/ADMINISTRATION	0.00
20 CDBG-CV GRANT	1,507,850.00
21 PERCENT OF FUNDS DISBURSED FOR PA ACTIVITIES (LINE 19/LINE 20)	0.00%



## Attachment D-4: PR-09 CDBG Program Income Detail Report

IDIS - PR09

U.S. Department of Housing and Urban Development  
Office of Community Planning and Development  
Integrated Disbursement and Information System  
Program Income Details by Fiscal Year and Program  
VISALIA,CA

Date: 08-23-21  
Time: 13:54  
Page: 1

Report for Program:CDBG

\*Data Only Provided for Time Period Queried:10-01-2020 to 08-23-2021

Program Year	Associated Program	Grant Number	Fund Type	Estimated Income for Year	Transaction	Voucher #	Voucher Created	Voucher Type	IDIS Proj. ID	IDIS Actv. ID	Matrix Code	Received/Drawn Amount	
2020	CDBG	B20MC060035	PI	0.00									
RECEIPTS													
						5329759001	10-26-20		10	891	03L	23,994.67	
						5336834001	01-19-21		10	891	03L	30,238.38	
						5340775001	03-04-21		6	900	15	1,701.46	
						5340778001	03-04-21		12	599	14A	14,145.92	
						5343123001	04-02-21		12	599	14A	990.86	
						5343124001	04-02-21		6	900	15	1,349.69	
						5346856001	05-18-21		6	900	15	2,284.85	
						5346861001	05-18-21		12	599	14A	6,301.37	
						5351337001	07-09-21		6	900	15	2,131.47	
						5351339001	08-20-21		12	599	14A	2,552.64	
						5353342001	08-03-21		6	900	15	96.29	
						5353895003	08-13-21		6	900	15	3,803.71	
						5353896001	08-13-21		6	900	15	12.00	
DRAWS													
						6468962001	03-08-21	PY	5	899	20	68,378.97	
						6469052001	03-08-21	PY	6	900	15	1,701.46	
						6480623001	04-08-21	PY	5	899	20	990.86	
						6480623003	04-08-21	PY	6	900	15	1,349.69	
						6497488001	05-20-21	PY	6	900	15	3,074.92	
						6497488006	05-20-21	PY	5	899	20	5,511.30	
						6517330001	07-13-21	PY	6	900	15	2,131.47	
						6518741001	07-16-21	PY	5	899	20	4,012.22	
						6532784001	08-20-21	PY	5	899	20	2,452.42	
											PI Receipts	89,603.31	
											PI Draws	89,603.31	
											PI Balance	0.00	
2020	CDBG											<b>Total CDBG Receipts*:</b>	<b>89,603.31</b>
											<b>Total CDBG Draws against Receipts*:</b>	<b>89,603.31</b>	
											<b>Total CDBG Receipt Fund Balance*:</b>	<b>0.00</b>	





## Attachment D-5: PR-26 CDBG & CV Activity Summary Report

**PR-26 - Activity Summary by Selected Grant**

Date Generated: 09/09/2021

Grantee: VISALIA

Grant Year: 2020

Form: All Competitive Grants only, CARES Act Grants only

Total Grant Amount for 2020 Grant year = \$1,507,850.00														
State	Grantee Name	Grant Year	Grant Number	Activity Group	Matrix Code	National Objective	IDIS Activity	Activity to prevent, prepare for, and respond to Coronavirus	No	Yes	Activity Status	Total CDBG Drawn From Selected Grant	Total CDBG Drawn From Selected Grant (All Years All Sources)	Total CDBG Drawn Amount (All Years All Sources)
CA	VISALIA	2020	ED3M026035	Administrative And Planning	20		899				Open	\$0.00	\$217,030.64	\$210,744.35
<b>Total Administrative And Planning</b>														
CA	VISALIA	2020	ED3M026035	Public Services	50	506	906	Yes			Completed	\$1,082,299.00	\$1,082,299.00	\$1,082,299.00
CA	VISALIA	2020	ED3M026035	Public Services	50	506	907	Yes			Completed	\$475,551.00	\$475,551.00	\$475,551.00
<b>CARES Related Public Services</b>														
<b>Total 2020</b>														
<b>Grand Total</b>														
												\$1,507,850.00		
												\$1,507,850.00		
												\$1,724,880.64		
												\$1,718,594.35		



## Attachment D-6: PR-02 CDBG & CV Project Activities Report

IDIS - PR02

U.S. Department of Housing and Urban Development  
Office of Community Planning and Development  
Integrated Disbursement and Information System  
List of Activities By Program Year And Project  
VISALIA, CA

DATE: 09-09-21  
TIME: 13:53  
PAGE: 1

REPORT FOR CPD PROGRAM: CDBG  
PGM YR: 2020

Formula and Competitive Grants only, CARES Act Grants only

Plan Year	IDIS Project	Project	IDIS Activity ID	Activity Name	Activity Status	Program	Funded Amount	Draw Amount	Balance
2020	2	Eden House Case Management (MHS)	905	2020 MHS Eden's House Meal Program	Completed	CDBG	\$32,285.10	\$32,285.10	\$0.00
		<b>Project Total</b>					<b>\$32,285.10</b>	<b>\$32,285.10</b>	<b>\$0.00</b>
	5	CDBG Administration & Planning	899	2020 CDBG Admin	Open	CDBG	\$217,030.64	\$218,108.00	(\$1,077.36)
		<b>Project Total</b>					<b>\$217,030.64</b>	<b>\$218,108.00</b>	<b>(\$1,077.36)</b>
	6	Code Enforcement	900	2020 Code Enforcement	Open	CDBG	\$197,499.37	\$196,422.01	\$1,077.36
		<b>Project Total</b>					<b>\$197,499.37</b>	<b>\$196,422.01</b>	<b>\$1,077.36</b>
	7	Continuum of Care Support	901	2020 Continuum of Care	Completed	CDBG	\$18,000.00	\$18,000.00	\$0.00
		<b>Project Total</b>					<b>\$18,000.00</b>	<b>\$18,000.00</b>	<b>\$0.00</b>
	8	Voucher Program - Family Services	902	2020 FSTC - Voucher Program	Completed	CDBG	\$29,116.89	\$29,116.89	\$0.00
		<b>Project Total</b>					<b>\$29,116.89</b>	<b>\$29,116.89</b>	<b>\$0.00</b>
	9	Street Outreach/Case Mgt.- FSTC	903	2020 FSTC-Street Outreach/Case Mgt.	Completed	CDBG	\$46,964.17	\$46,964.17	\$0.00
		<b>Project Total</b>					<b>\$46,964.17</b>	<b>\$46,964.17</b>	<b>\$0.00</b>
	10	Kings View PATH Program	904	2020 Kings View PATH Program	Completed	CDBG	\$10,508.23	\$10,508.23	\$0.00
		<b>Project Total</b>					<b>\$10,508.23</b>	<b>\$10,508.23</b>	<b>\$0.00</b>
	12	CV-Public Services	906	CV-Subsistence Payments	Completed	CDBG	\$1,199,771.94	\$1,199,771.94	\$0.00
			907	CV-Food Assistance	Completed	CDBG	\$425,551.00	\$425,551.00	\$0.00
		<b>Project Total</b>					<b>\$1,625,322.94</b>	<b>\$1,625,322.94</b>	<b>\$0.00</b>
	13	CV Administration	908	CV- Administration	Completed	CDBG	\$43,196.03	\$43,196.03	\$0.00
		<b>Project Total</b>					<b>\$43,196.03</b>	<b>\$43,196.03</b>	<b>\$0.00</b>
		<b>Program Total</b>				<b>CDBG</b>	<b>\$2,219,923.37</b>	<b>\$2,219,923.37</b>	<b>\$0.00</b>
		<b>2020 Total</b>				<b>CDBG</b>	<b>\$2,219,923.37</b>	<b>\$2,219,923.37</b>	<b>\$0.00</b>
		<b>Program Grand Total</b>				<b>CDBG</b>	<b>\$2,219,923.37</b>	<b>\$2,219,923.37</b>	<b>\$0.00</b>
		<b>Grand Total</b>					<b>\$2,219,923.37</b>	<b>\$2,219,923.37</b>	<b>\$0.00</b>



## Attachment D-7: PR 23 CDBG Accomplishments

	U.S. Department of Housing and Urban Development	DATE: 09-09-21
	Office of Community Planning and Development	TIME: 13:56
	Integrated Disbursement and Information System	PAGE: 1
	CDBG Summary of Accomplishments	
	Program Year: 2020	

VISALIA

### Count of CDBG Activities with Disbursements by Activity Group & Matrix Code

Activity Group	Activity Category	Open Activities		Completed Count	Completed Activities Disbursed	Program Year Count	Total Activities Disbursed
		Open Count	Disbursed				
Housing	Rehab; Single-Unit Residential (14A)	0	\$0.00	1	\$0.00	1	\$0.00
	Code Enforcement (15)	1	\$196,422.01	1	\$0.00	2	\$196,422.01
	<b>Total Housing</b>	<b>1</b>	<b>\$196,422.01</b>	<b>2</b>	<b>\$0.00</b>	<b>3</b>	<b>\$196,422.01</b>
Public Facilities and Improvements	Homeless Facilities (not operating costs) (03C)	0	\$0.00	1	\$0.00	1	\$0.00
	Parks, Recreational Facilities (03F)	0	\$0.00	1	\$0.00	1	\$0.00
	Sidewalks (03L)	0	\$0.00	2	\$0.00	2	\$0.00
	<b>Total Public Facilities and Improvements</b>	<b>0</b>	<b>\$0.00</b>	<b>4</b>	<b>\$0.00</b>	<b>4</b>	<b>\$0.00</b>
Public Services	Operating Costs of Homeless/AIDS Patients Programs (03T)	0	\$0.00	5	\$136,874.39	5	\$136,874.39
	Fair Housing Activities (if CDBG, then subject to 15% cap) (05J)	0	\$0.00	1	\$0.00	1	\$0.00
	Subsistence Payment (05Q)	0	\$0.00	1	\$1,199,771.94	1	\$1,199,771.94
	Food Banks (05W)	0	\$0.00	1	\$425,551.00	1	\$425,551.00
	Other Public Services Not Listed in 05A-05Y, 03T (05Z)	0	\$0.00	3	\$0.00	3	\$0.00
	<b>Total Public Services</b>	<b>0</b>	<b>\$0.00</b>	<b>11</b>	<b>\$1,762,197.33</b>	<b>11</b>	<b>\$1,762,197.33</b>
General Administration and Planning	Planning (20)	1	\$218,108.00	1	\$43,196.03	2	\$261,304.03
	General Program Administration (21A)	1	\$0.00	1	\$0.00	2	\$0.00
	<b>Total General Administration and Planning</b>	<b>2</b>	<b>\$218,108.00</b>	<b>2</b>	<b>\$43,196.03</b>	<b>4</b>	<b>\$261,304.03</b>
<b>Grand Total</b>		<b>3</b>	<b>\$414,530.01</b>	<b>19</b>	<b>\$1,805,393.36</b>	<b>22</b>	<b>\$2,219,923.37</b>

	U.S. Department of Housing and Urban Development	DATE: 09-09-21
	Office of Community Planning and Development	TIME: 13:56
	Integrated Disbursement and Information System	PAGE: 2
	CDBG Summary of Accomplishments	
	Program Year: 2020	

VISALIA

### CDBG Sum of Actual Accomplishments by Activity Group and Accomplishment Type

Activity Group	Matrix Code	Accomplishment Type	Open Count		Completed Count	Program Year Totals
			Open Count	Completed Count		
Housing	Rehab; Single-Unit Residential (14A)	Housing Units	0	3	3	3
	Code Enforcement (15)	Housing Units	38,550	24,965	63,515	63,515
	<b>Total Housing</b>		<b>38,550</b>	<b>24,968</b>	<b>63,518</b>	<b>63,518</b>
Public Facilities and Improvements	Homeless Facilities (not operating costs) (03C)	Public Facilities	0	22	22	22
	Parks, Recreational Facilities (03F)	Public Facilities	0	7,185	7,185	7,185
	Sidewalks (03L)	Public Facilities	0	15,075	15,075	15,075
<b>Total Public Facilities and Improvements</b>			<b>0</b>	<b>22,282</b>	<b>22,282</b>	<b>22,282</b>
Public Services	Operating Costs of Homeless/AIDS Patients Programs (03T)	Persons	0	759	759	759
	Fair Housing Activities (if CDBG, then subject to 15% cap) (05J)	Persons	0	27	27	27
	Subsistence Payment (05Q)	Persons	0	427	427	427
	Food Banks (05W)	Persons	0	38,550	38,550	38,550
	Other Public Services Not Listed in 05A-05Y, 03T (05Z)	Persons	0	740	740	740
	<b>Total Public Services</b>			<b>0</b>	<b>40,503</b>	<b>40,503</b>
<b>Grand Total</b>			<b>38,550</b>	<b>87,753</b>	<b>126,303</b>	<b>126,303</b>



VISALIA

CDBG Beneficiaries by Racial / Ethnic Category

Housing-Non Housing	Race	Total Hispanic		Total Hispanic Households
		Total Persons	Persons	
Housing	White	0	0	3
	<b>Total Housing</b>	<b>0</b>	<b>0</b>	<b>3</b>
Non Housing	White	1,101	314	0
		91	0	0
	Black/African American	118	0	0
		17	0	0
	Asian	24	0	0
		14	0	0
	American Indian/Alaskan Native	41	0	0
		1	0	0
	Native Hawaiian/Other Pacific Islander	10	0	0
		1	0	0
	American Indian/Alaskan Native & White	56	0	0
		2	0	0
	Black/African American & White	0	0	0
	Amer. Indian/Alaskan Native & Black/African Amer.	2	0	0
	Other multi-racial	623	551	0
		301	281	0
	<b>Total Non Housing</b>	<b>2,402</b>	<b>1,146</b>	<b>0</b>
Grand Total	White	1,101	314	3
		91	0	0
	Black/African American	118	0	0
		17	0	0
	Asian	24	0	0
		14	0	0
	American Indian/Alaskan Native	41	0	0
		1	0	0
	Native Hawaiian/Other Pacific Islander	10	0	0
		1	0	0
	American Indian/Alaskan Native & White	56	0	0
		2	0	0



VISALIA

Housing-Non Housing	Race	Total Hispanic		Total Hispanic Households
		Total Persons	Persons	
Grand Total	Black/African American & White	0	0	0
	Amer. Indian/Alaskan Native & Black/African Amer.	2	0	0
	Other multi-racial	623	551	0
		301	281	0
	<b>Total Grand Total</b>	<b>2,402</b>	<b>1,146</b>	<b>3</b>



VISALIA

**CDBG Beneficiaries by Income Category**

	<b>Income Levels</b>	<b>Owner Occupied</b>	<b>Renter Occupied</b>	<b>Persons</b>
Non Housing	Extremely Low (<=30%)	0	0	910
		0	0	153
	Low (>30% and <=50%)	0	0	215
		0	0	214
	Mod (>50% and <=80%)	0	0	61
		0	0	60
	Total Low-Mod	0	0	1,186
		0	0	427
	Non Low-Mod (>80%)	0	0	0
		0	0	0
	Total Beneficiaries	0	0	1,186
		0	0	427